

Chapter 2

Atoms, Molecules, and Ions

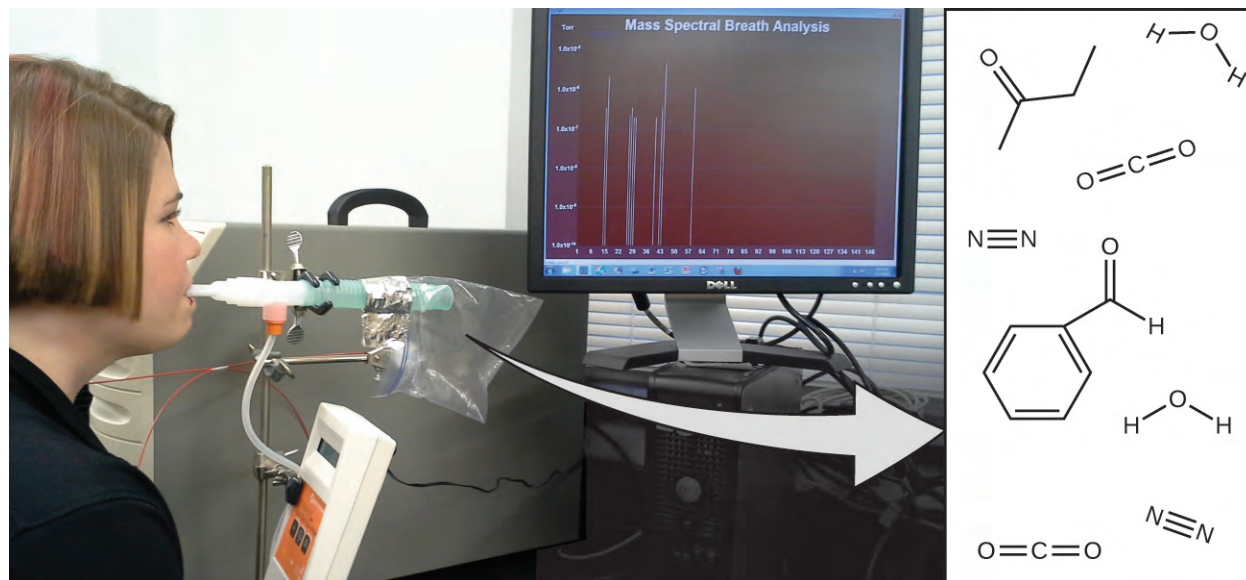


Figure 2.1 Analysis of molecules in an exhaled breath can provide valuable information, leading to early diagnosis of diseases or detection of environmental exposure to harmful substances. (credit: modification of work by Paul Flowers)

Chapter Outline

- 2.1 Early Ideas in Atomic Theory
- 2.2 Evolution of Atomic Theory
- 2.3 Atomic Structure and Symbolism
- 2.4 Chemical Formulas
- 2.5 The Periodic Table
- 2.6 Molecular and Ionic Compounds
- 2.7 Chemical Nomenclature

Introduction

Your overall health and susceptibility to disease depends upon the complex interaction between your genetic makeup and environmental exposure, with the outcome difficult to predict. Early detection of biomarkers, substances that indicate an organism's disease or physiological state, could allow diagnosis and treatment before a condition becomes serious or irreversible. Recent studies have shown that your exhaled breath can contain molecules that may be biomarkers for recent exposure to environmental contaminants or for pathological conditions ranging from asthma to lung cancer. Scientists are working to develop biomarker "fingerprints" that could be used to diagnose a specific disease based on the amounts and identities of certain molecules in a patient's exhaled breath. An essential concept underlying this goal is that of a molecule's identity, which is determined by the numbers and types of atoms it contains, and how they are bonded together. This chapter will describe some of the fundamental chemical principles related to the composition of matter, including those central to the concept of molecular identity.

2.1 Early Ideas in Atomic Theory

By the end of this section, you will be able to:

- State the postulates of Dalton's atomic theory
- Use postulates of Dalton's atomic theory to explain the laws of definite and multiple proportions

The language used in chemistry is seen and heard in many disciplines, ranging from medicine to engineering to forensics to art. The language of chemistry includes its own vocabulary as well as its own form of shorthand. Chemical symbols are used to represent atoms and elements. Chemical formulas depict molecules as well as the composition of compounds. Chemical equations provide information about the quality and quantity of the changes associated with chemical reactions.

This chapter will lay the foundation for our study of the language of chemistry. The concepts of this foundation include the atomic theory, the composition and mass of an atom, the variability of the composition of isotopes, ion formation, chemical bonds in ionic and covalent compounds, the types of chemical reactions, and the naming of compounds. We will also introduce one of the most powerful tools for organizing chemical knowledge: the periodic table.

Atomic Theory through the Nineteenth Century

The earliest recorded discussion of the basic structure of matter comes from ancient Greek philosophers, the scientists of their day. In the fifth century BC, Leucippus and Democritus argued that all matter was composed of small, finite particles that they called *atomos*, a term derived from the Greek word for “indivisible.” They thought of atoms as moving particles that differed in shape and size, and which could join together. Later, Aristotle and others came to the conclusion that matter consisted of various combinations of the four “elements”—fire, earth, air, and water—and could be infinitely divided. Interestingly, these philosophers thought about atoms and “elements” as philosophical concepts, but apparently never considered performing experiments to test their ideas.

The Aristotelian view of the composition of matter held sway for over two thousand years, until English schoolteacher John Dalton helped to revolutionize chemistry with his hypothesis that the behavior of matter could be explained using an atomic theory. First published in 1807, many of Dalton's hypotheses about the microscopic features of matter are still valid in modern atomic theory. Here are the postulates of **Dalton's atomic theory**.

1. Matter is composed of exceedingly small particles called atoms. An atom is the smallest unit of an element that can participate in a chemical change.
2. An element consists of only one type of atom, which has a mass that is characteristic of the element and is the same for all atoms of that element (**Figure 2.2**). A macroscopic sample of an element contains an incredibly large number of atoms, all of which have identical chemical properties.




Figure 2.2 A pre-1982 copper penny (left) contains approximately 3×10^{22} copper atoms (several dozen are represented as brown spheres at the right), each of which has the same chemical properties. (credit: modification of work by “slgckgc”/Flickr)

3. Atoms of one element differ in properties from atoms of all other elements.

4. A compound consists of atoms of two or more elements combined in a small, whole-number ratio. In a given compound, the numbers of atoms of each of its elements are always present in the same ratio (**Figure 2.3**).




Figure 2.3 Copper(II) oxide, a powdery, black compound, results from the combination of two types of atoms—copper (brown spheres) and oxygen (red spheres)—in a 1:1 ratio. (credit: modification of work by “Chemicalinterest”/Wikimedia Commons)

5. Atoms are neither created nor destroyed during a chemical change, but are instead rearranged to yield substances that are different from those present before the change (**Figure 2.4**).

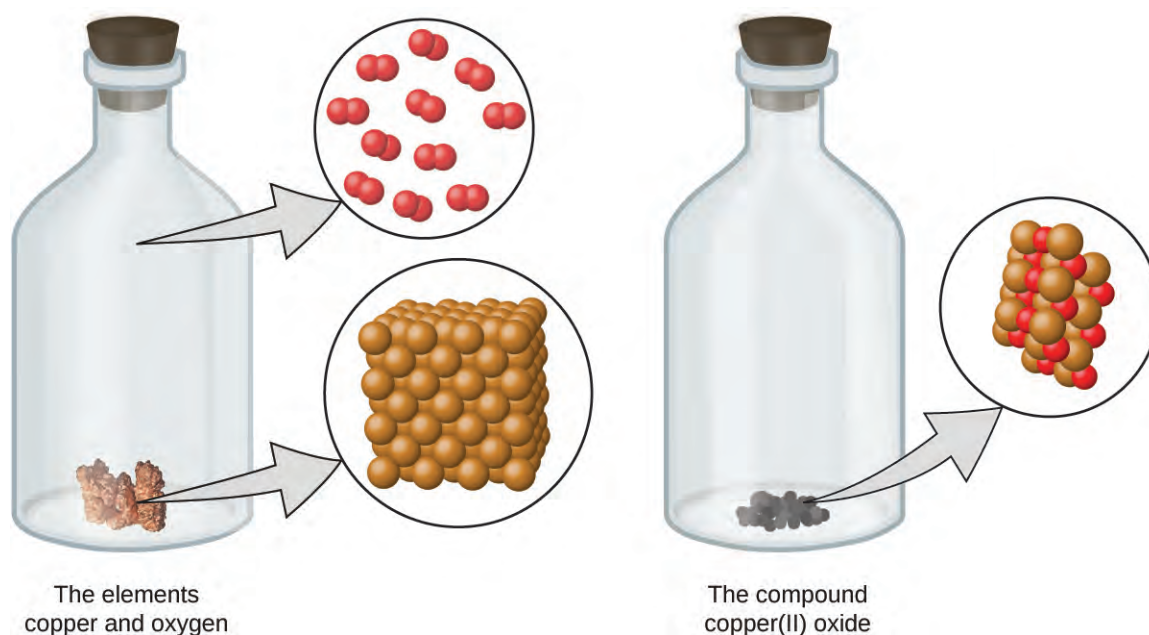


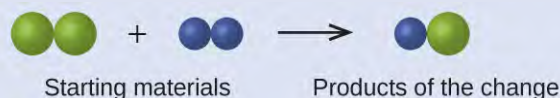
Figure 2.4 When the elements copper (a shiny, red-brown solid, shown here as brown spheres) and oxygen (a clear and colorless gas, shown here as red spheres) react, their atoms rearrange to form a compound containing copper and oxygen (a powdery, black solid). (credit copper: modification of work by <http://images-of-elements.com/copper.php>)

Dalton’s atomic theory provides a microscopic explanation of the many macroscopic properties of matter that you’ve learned about. For example, if an element such as copper consists of only one kind of atom, then it cannot be broken down into simpler substances, that is, into substances composed of fewer types of atoms. And if atoms are neither created nor destroyed during a chemical change, then the total mass of matter present when matter changes from one type to another will remain constant (the law of conservation of matter).

Example 2.1

Testing Dalton's Atomic Theory

In the following drawing, the green spheres represent atoms of a certain element. The purple spheres represent atoms of another element. If the spheres touch, they are part of a single unit of a compound. Does the following chemical change represented by these symbols violate any of the ideas of Dalton's atomic theory? If so, which one?

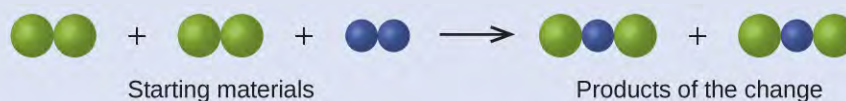


Solution

The starting materials consist of two green spheres and two purple spheres. The products consist of only one green sphere and one purple sphere. This violates Dalton's postulate that atoms are neither created nor destroyed during a chemical change, but are merely redistributed. (In this case, atoms appear to have been destroyed.)

Check Your Learning

In the following drawing, the green spheres represent atoms of a certain element. The purple spheres represent atoms of another element. If the spheres touch, they are part of a single unit of a compound. Does the following chemical change represented by these symbols violate any of the ideas of Dalton's atomic theory? If so, which one?



Answer: The starting materials consist of four green spheres and two purple spheres. The products consist of four green spheres and two purple spheres. This does not violate any of Dalton's postulates: Atoms are neither created nor destroyed, but are redistributed in small, whole-number ratios.

Dalton knew of the experiments of French chemist Joseph Proust, who demonstrated that *all samples of a pure compound contain the same elements in the same proportion by mass*. This statement is known as the **law of definite proportions** or the **law of constant composition**. The suggestion that the numbers of atoms of the elements in a given compound always exist in the same ratio is consistent with these observations. For example, when different samples of isooctane (a component of gasoline and one of the standards used in the octane rating system) are analyzed, they are found to have a carbon-to-hydrogen mass ratio of 5.33:1, as shown in **Table 2.1**.

Constant Composition of Isooctane

Sample	Carbon	Hydrogen	Mass Ratio
A	14.82 g	2.78 g	$\frac{14.82 \text{ g carbon}}{2.78 \text{ g hydrogen}} = \frac{5.33 \text{ g carbon}}{1.00 \text{ g hydrogen}}$
B	22.33 g	4.19 g	$\frac{22.33 \text{ g carbon}}{4.19 \text{ g hydrogen}} = \frac{5.33 \text{ g carbon}}{1.00 \text{ g hydrogen}}$
C	19.40 g	3.64 g	$\frac{19.40 \text{ g carbon}}{3.63 \text{ g hydrogen}} = \frac{5.33 \text{ g carbon}}{1.00 \text{ g hydrogen}}$

Table 2.1

It is worth noting that although all samples of a particular compound have the same mass ratio, the converse is not true in general. That is, samples that have the same mass ratio are not necessarily the same substance. For example, there are many compounds other than isooctane that also have a carbon-to-hydrogen mass ratio of 5.33:1.00.

Dalton also used data from Proust, as well as results from his own experiments, to formulate another interesting law. The **law of multiple proportions** states that *when two elements react to form more than one compound, a fixed mass of one element will react with masses of the other element in a ratio of small, whole numbers*. For example, copper and chlorine can form a green, crystalline solid with a mass ratio of 0.558 g chlorine to 1 g copper, as well as a brown crystalline solid with a mass ratio of 1.116 g chlorine to 1 g copper. These ratios by themselves may not seem particularly interesting or informative; however, if we take a ratio of these ratios, we obtain a useful and possibly surprising result: a small, whole-number ratio.

$$\frac{\frac{1.116 \text{ g Cl}}{1 \text{ g Cu}}}{\frac{0.558 \text{ g Cl}}{1 \text{ g Cu}}} = \frac{2}{1}$$

This 2-to-1 ratio means that the brown compound has twice the amount of chlorine per amount of copper as the green compound.

This can be explained by atomic theory if the copper-to-chlorine ratio in the brown compound is 1 copper atom to 2 chlorine atoms, and the ratio in the green compound is 1 copper atom to 1 chlorine atom. The ratio of chlorine atoms (and thus the ratio of their masses) is therefore 2 to 1 (**Figure 2.5**).

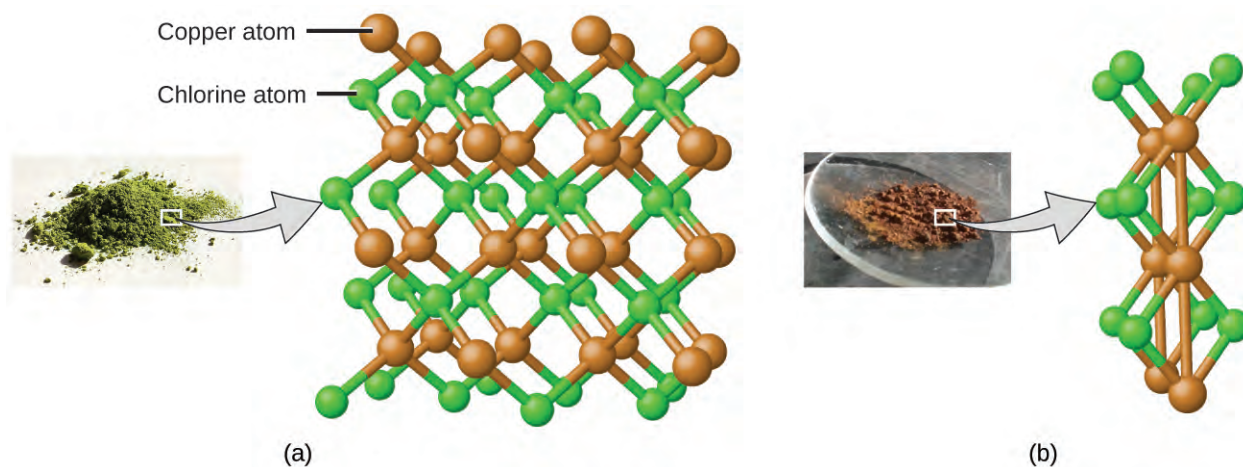


Figure 2.5 Compared to the copper chlorine compound in (a), where copper is represented by brown spheres and chlorine by green spheres, the copper chlorine compound in (b) has twice as many chlorine atoms per copper atom. (credit a: modification of work by “Benjah-bmm27”/Wikimedia Commons; credit b: modification of work by “Walkerma”/Wikimedia Commons)

Example 2.2

Laws of Definite and Multiple Proportions

A sample of compound A (a clear, colorless gas) is analyzed and found to contain 4.27 g carbon and 5.69 g oxygen. A sample of compound B (also a clear, colorless gas) is analyzed and found to contain 5.19 g carbon and 13.84 g oxygen. Are these data an example of the law of definite proportions, the law of multiple proportions, or neither? What do these data tell you about substances A and B?

Solution

In compound A, the mass ratio of carbon to oxygen is:

$$\frac{1.33 \text{ g O}}{1 \text{ g C}}$$

In compound B, the mass ratio of carbon to oxygen is:

$$\frac{2.67 \text{ g O}}{1 \text{ g C}}$$

The ratio of these ratios is:

$$\frac{\frac{1.33 \text{ g O}}{1 \text{ g C}}}{\frac{2.67 \text{ g O}}{1 \text{ g C}}} = \frac{1}{2}$$

This supports the law of multiple proportions. This means that A and B are different compounds, with A having one-half as much carbon per amount of oxygen (or twice as much oxygen per amount of carbon) as B. A possible pair of compounds that would fit this relationship would be A = CO₂ and B = CO.

Check Your Learning

A sample of compound X (a clear, colorless, combustible liquid with a noticeable odor) is analyzed and found to contain 14.13 g carbon and 2.96 g hydrogen. A sample of compound Y (a clear, colorless, combustible liquid with a noticeable odor that is slightly different from X's odor) is analyzed and found to contain 19.91 g carbon and 3.34 g hydrogen. Are these data an example of the law of definite proportions, the law of multiple proportions, or neither? What do these data tell you about substances X and Y?

Answer: In compound X, the mass ratio of carbon to hydrogen is $\frac{14.13 \text{ g C}}{2.96 \text{ g H}}$. In compound Y, the mass ratio of carbon to oxygen is $\frac{19.91 \text{ g C}}{3.34 \text{ g H}}$. The ratio of these ratios is

$$\frac{\frac{14.13 \text{ g C}}{2.96 \text{ g H}}}{\frac{19.91 \text{ g C}}{3.34 \text{ g H}}} = \frac{4.77 \text{ g C/g H}}{5.96 \text{ g C/g H}} = 0.800 = \frac{4}{5}. \text{ This small, whole-number ratio supports the law of multiple}$$

proportions. This means that X and Y are different compounds.

2.2 Evolution of Atomic Theory

By the end of this section, you will be able to:

- Outline milestones in the development of modern atomic theory
- Summarize and interpret the results of the experiments of Thomson, Millikan, and Rutherford
- Describe the three subatomic particles that compose atoms
- Define isotopes and give examples for several elements

In the two centuries since Dalton developed his ideas, scientists have made significant progress in furthering our understanding of atomic theory. Much of this came from the results of several seminal experiments that revealed the details of the internal structure of atoms. Here, we will discuss some of those key developments, with an emphasis on application of the scientific method, as well as understanding how the experimental evidence was analyzed. While the historical persons and dates behind these experiments can be quite interesting, it is most important to understand the concepts resulting from their work.

Atomic Theory after the Nineteenth Century

If matter were composed of atoms, what were atoms composed of? Were they the smallest particles, or was there something smaller? In the late 1800s, a number of scientists interested in questions like these investigated the electrical discharges that could be produced in low-pressure gases, with the most significant discovery made by English physicist J. J. Thomson using a cathode ray tube. This apparatus consisted of a sealed glass tube from which almost all the air had been removed; the tube contained two metal electrodes. When high voltage was applied across the electrodes, a visible beam called a cathode ray appeared between them. This beam was deflected toward the positive charge and away from the negative charge, and was produced in the same way with identical properties when different metals were used for the electrodes. In similar experiments, the ray was simultaneously deflected by an applied magnetic field, and measurements of the extent of deflection and the magnetic field strength allowed Thomson to calculate the charge-to-mass ratio of the cathode ray particles. The results of these measurements indicated that these particles were much lighter than atoms (**Figure 2.6**).

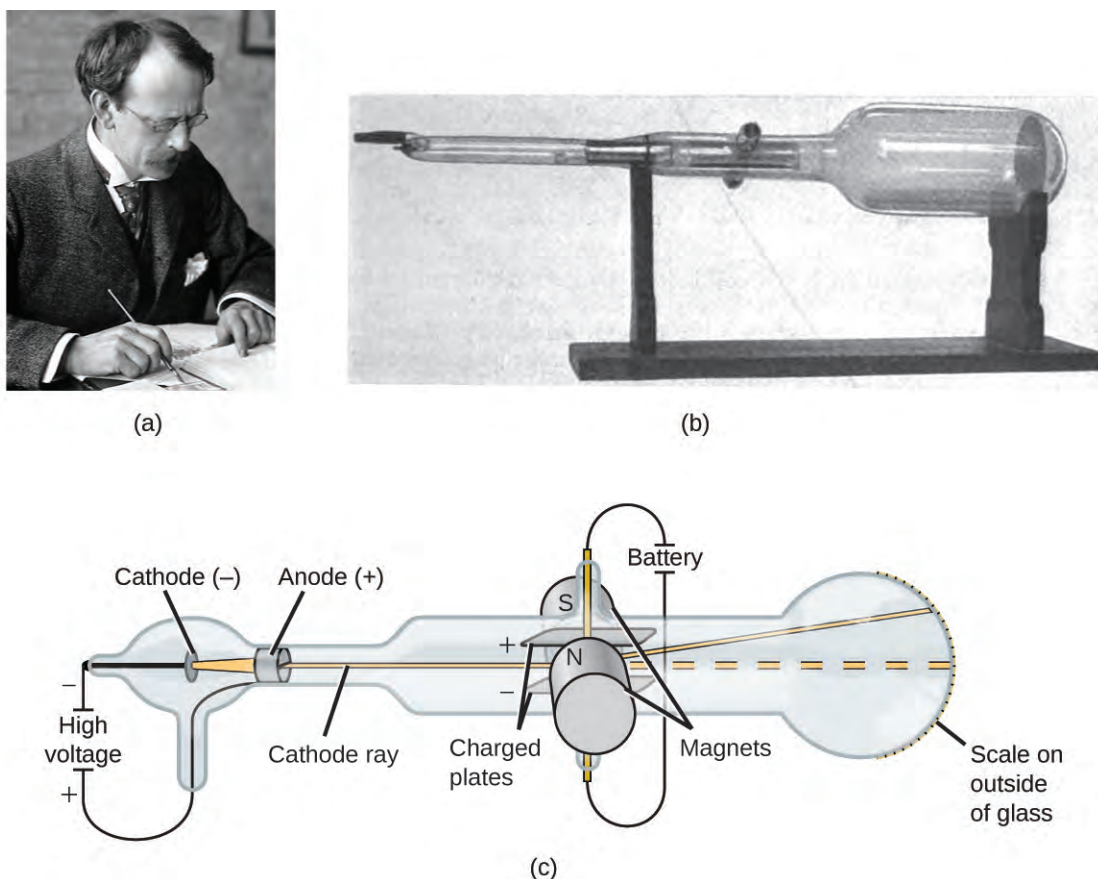


Figure 2.6 (a) J. J. Thomson produced a visible beam in a cathode ray tube. (b) This is an early cathode ray tube, invented in 1897 by Ferdinand Braun. (c) In the cathode ray, the beam (shown in yellow) comes from the cathode and is accelerated past the anode toward a fluorescent scale at the end of the tube. Simultaneous deflections by applied electric and magnetic fields permitted Thomson to calculate the mass-to-charge ratio of the particles composing the cathode ray. (credit a: modification of work by Nobel Foundation; credit b: modification of work by Eugen Nesper; credit c: modification of work by “Kurzon”/Wikimedia Commons)

Based on his observations, here is what Thomson proposed and why: The particles are attracted by positive (+) charges and repelled by negative (-) charges, so they must be negatively charged (like charges repel and unlike charges attract); they are less massive than atoms and indistinguishable, regardless of the source material, so they must be fundamental, subatomic constituents of all atoms. Although controversial at the time, Thomson’s idea was gradually accepted, and his cathode ray particle is what we now call an **electron**, a negatively charged, subatomic

particle with a mass more than one thousand-times less that of an atom. The term “electron” was coined in 1891 by Irish physicist George Stoney, from “*electric ion*.”

Link to Learning



Click [here \(http://openstaxcollege.org//16JJThomson\)](http://openstaxcollege.org//16JJThomson) to hear Thomson describe his discovery in his own voice.

In 1909, more information about the electron was uncovered by American physicist Robert A. Millikan via his “oil drop” experiments. Millikan created microscopic oil droplets, which could be electrically charged by friction as they formed or by using X-rays. These droplets initially fell due to gravity, but their downward progress could be slowed or even reversed by an electric field lower in the apparatus. By adjusting the electric field strength and making careful measurements and appropriate calculations, Millikan was able to determine the charge on individual drops (**Figure 2.7**).

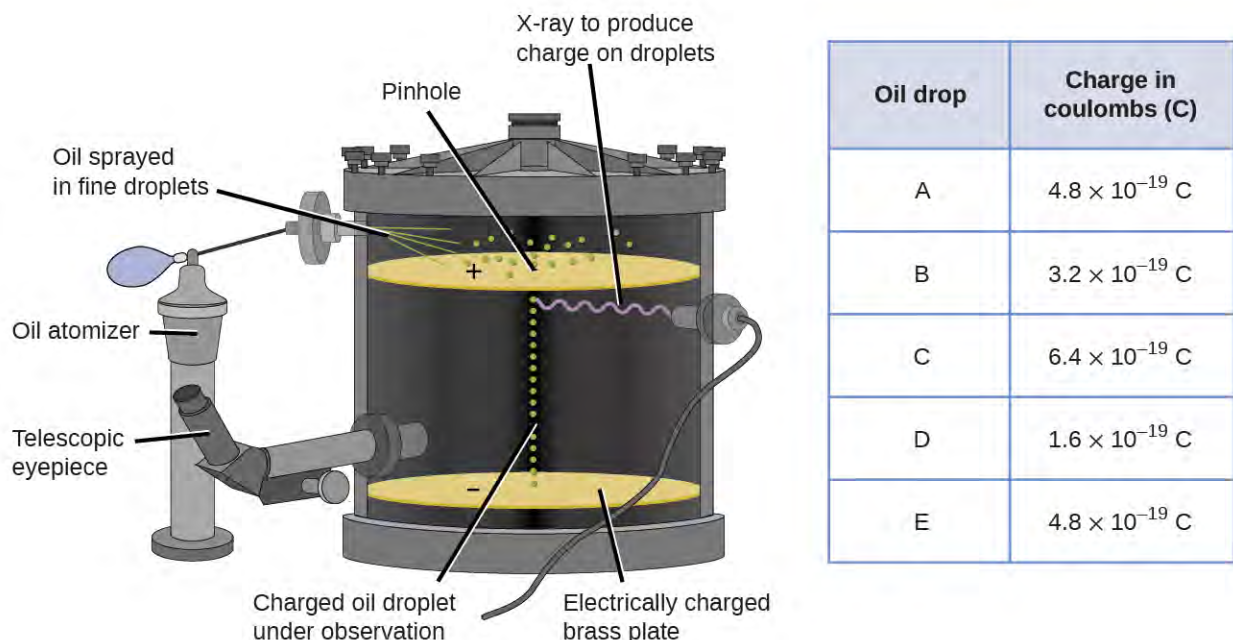


Figure 2.7 Millikan’s experiment measured the charge of individual oil drops. The tabulated data are examples of a few possible values.

Looking at the charge data that Millikan gathered, you may have recognized that the charge of an oil droplet is always a multiple of a specific charge, $1.6 \times 10^{-19} \text{ C}$. Millikan concluded that this value must therefore be a fundamental charge—the charge of a single electron—with his measured charges due to an excess of one electron (1 times $1.6 \times 10^{-19} \text{ C}$), two electrons (2 times $1.6 \times 10^{-19} \text{ C}$), three electrons (3 times $1.6 \times 10^{-19} \text{ C}$), and so on, on a given oil droplet. Since the charge of an electron was now known due to Millikan’s research, and the charge-to-mass ratio was already known due to Thomson’s research ($1.759 \times 10^{11} \text{ C/kg}$), it only required a simple calculation to determine the mass of the electron as well.

$$\text{Mass of electron} = 1.602 \times 10^{-19} \text{ C} \times \frac{1 \text{ kg}}{1.759 \times 10^{11} \text{ C}} = 9.107 \times 10^{-31} \text{ kg}$$

Scientists had now established that the atom was not indivisible as Dalton had believed, and due to the work of Thomson, Millikan, and others, the charge and mass of the negative, subatomic particles—the electrons—were known. However, the positively charged part of an atom was not yet well understood. In 1904, Thomson proposed the “plum pudding” model of atoms, which described a positively charged mass with an equal amount of negative charge in the form of electrons embedded in it, since all atoms are electrically neutral. A competing model had been proposed in 1903 by Hantaro Nagaoka, who postulated a Saturn-like atom, consisting of a positively charged sphere surrounded by a halo of electrons (**Figure 2.8**).

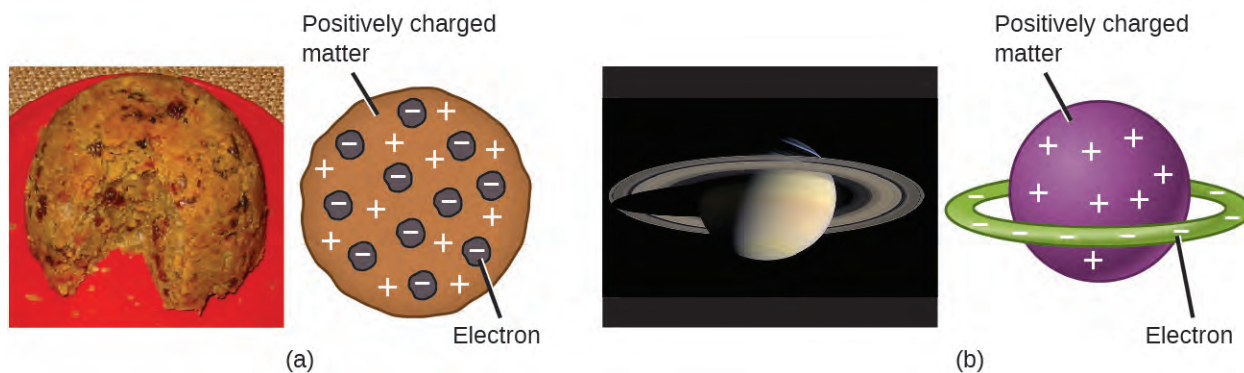


Figure 2.8 (a) Thomson suggested that atoms resembled plum pudding, an English dessert consisting of moist cake with embedded raisins (“plums”). (b) Nagaoka proposed that atoms resembled the planet Saturn, with a ring of electrons surrounding a positive “planet.” (credit a: modification of work by “Man vyi”/Wikimedia Commons; credit b: modification of work by “NASA”/Wikimedia Commons)

The next major development in understanding the atom came from Ernest Rutherford, a physicist from New Zealand who largely spent his scientific career in Canada and England. He performed a series of experiments using a beam of high-speed, positively charged **alpha particles (α particles)** that were produced by the radioactive decay of radium; α particles consist of two protons and two neutrons (you will learn more about radioactive decay in the chapter on nuclear chemistry). Rutherford and his colleagues Hans Geiger (later famous for the Geiger counter) and Ernest Marsden aimed a beam of α particles, the source of which was embedded in a lead block to absorb most of the radiation, at a very thin piece of gold foil and examined the resultant scattering of the α particles using a luminescent screen that glowed briefly where hit by an α particle.

What did they discover? Most particles passed right through the foil without being deflected at all. However, some were diverted slightly, and a very small number were deflected almost straight back toward the source (**Figure 2.9**). Rutherford described finding these results: “It was quite the most incredible event that has ever happened to me in my life. It was almost as incredible as if you fired a 15-inch shell at a piece of tissue paper and it came back and hit you”^[1] (p. 68).

1. Ernest Rutherford, “The Development of the Theory of Atomic Structure,” ed. J. A. Ratcliffe, in *Background to Modern Science*, eds. Joseph Needham and Walter Pagel, (Cambridge, UK: Cambridge University Press, 1938), 61–74. Accessed September 22, 2014, <https://ia600508.us.archive.org/3/items/backgroundtomode032734mbp/backgroundtomode032734mbp.pdf>.

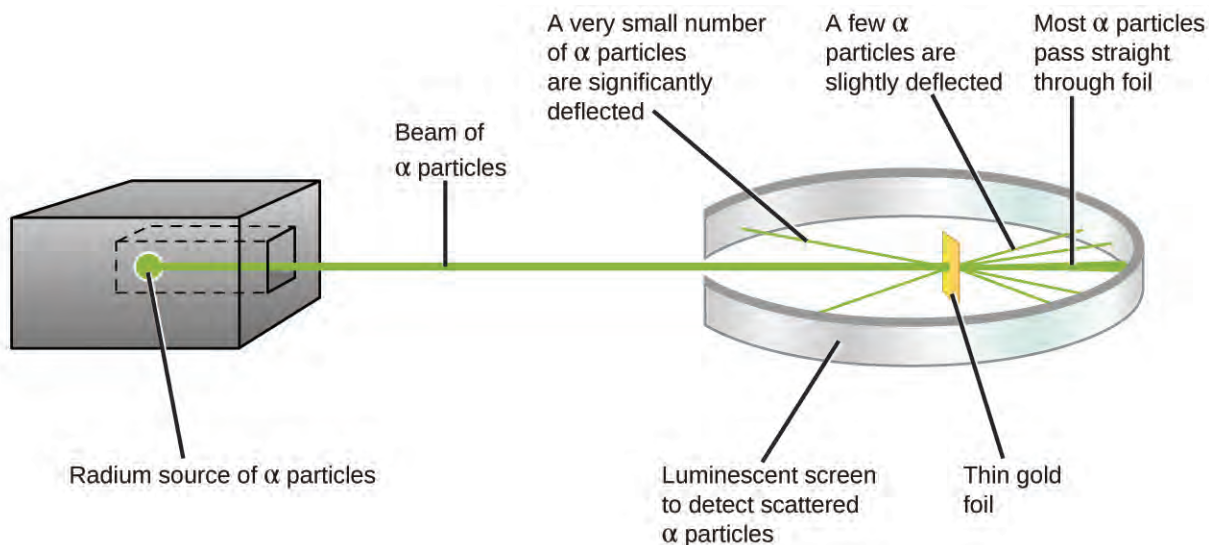


Figure 2.9 Geiger and Rutherford fired α particles at a piece of gold foil and detected where those particles went, as shown in this schematic diagram of their experiment. Most of the particles passed straight through the foil, but a few were deflected slightly and a very small number were significantly deflected.

Here is what Rutherford deduced: Because most of the fast-moving α particles passed through the gold atoms undeflected, they must have traveled through essentially empty space inside the atom. Alpha particles are positively charged, so deflections arose when they encountered another positive charge (like charges repel each other). Since like charges repel one another, the few positively charged α particles that changed paths abruptly must have hit, or closely approached, another body that also had a highly concentrated, positive charge. Since the deflections occurred a small fraction of the time, this charge only occupied a small amount of the space in the gold foil. Analyzing a series of such experiments in detail, Rutherford drew two conclusions:

1. The volume occupied by an atom must consist of a large amount of empty space.
2. A small, relatively heavy, positively charged body, the **nucleus**, must be at the center of each atom.

Link to Learning



View this [simulation \(http://openstaxcollege.org//16Rutherford\)](http://openstaxcollege.org//16Rutherford) of the Rutherford gold foil experiment. Adjust the slit width to produce a narrower or broader beam of α particles to see how that affects the scattering pattern.

This analysis led Rutherford to propose a model in which an atom consists of a very small, positively charged nucleus, in which most of the mass of the atom is concentrated, surrounded by the negatively charged electrons, so that the atom is electrically neutral (**Figure 2.10**). After many more experiments, Rutherford also discovered that the nuclei of other elements contain the hydrogen nucleus as a “building block,” and he named this more fundamental particle the **proton**, the positively charged, subatomic particle found in the nucleus. With one addition, which you will learn next, this nuclear model of the atom, proposed over a century ago, is still used today.

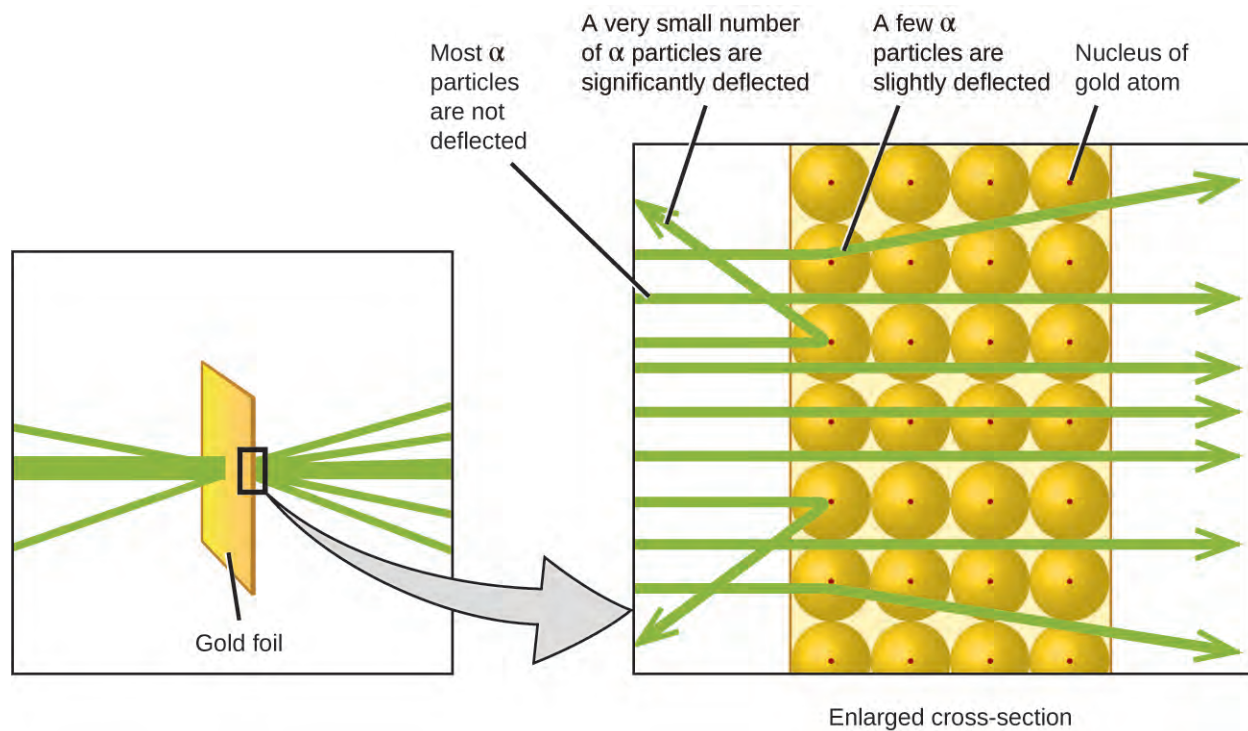


Figure 2.10 The α particles are deflected only when they collide with or pass close to the much heavier, positively charged gold nucleus. Because the nucleus is very small compared to the size of an atom, very few α particles are deflected. Most pass through the relatively large region occupied by electrons, which are too light to deflect the rapidly moving particles.

Link to Learning



The **Rutherford Scattering simulation** (<http://openstaxcollege.org//16PhetScatter>) allows you to investigate the differences between a “plum pudding” atom and a Rutherford atom by firing α particles at each type of atom.

Another important finding was the discovery of isotopes. During the early 1900s, scientists identified several substances that appeared to be new elements, isolating them from radioactive ores. For example, a “new element” produced by the radioactive decay of thorium was initially given the name mesothorium. However, a more detailed analysis showed that mesothorium was chemically identical to radium (another decay product), despite having a different atomic mass. This result, along with similar findings for other elements, led the English chemist Frederick Soddy to realize that an element could have types of atoms with different masses that were chemically indistinguishable. These different types are called **isotopes**—atoms of the same element that differ in mass. Soddy was awarded the Nobel Prize in Chemistry in 1921 for this discovery.

One puzzle remained: The nucleus was known to contain almost all of the mass of an atom, with the number of protons only providing half, or less, of that mass. Different proposals were made to explain what constituted the remaining mass, including the existence of neutral particles in the nucleus. As you might expect, detecting uncharged particles is very challenging, and it was not until 1932 that James Chadwick found evidence of **neutrons**, uncharged, subatomic particles with a mass approximately the same as that of protons. The existence of the neutron also

explained isotopes: They differ in mass because they have different numbers of neutrons, but they are chemically identical because they have the same number of protons. This will be explained in more detail later in this chapter.

2.3 Atomic Structure and Symbolism

By the end of this section, you will be able to:

- Write and interpret symbols that depict the atomic number, mass number, and charge of an atom or ion
- Define the atomic mass unit and average atomic mass
- Calculate average atomic mass and isotopic abundance

The development of modern atomic theory revealed much about the inner structure of atoms. It was learned that an atom contains a very small nucleus composed of positively charged protons and uncharged neutrons, surrounded by a much larger volume of space containing negatively charged electrons. The nucleus contains the majority of an atom's mass because protons and neutrons are much heavier than electrons, whereas electrons occupy almost all of an atom's volume. The diameter of an atom is on the order of 10^{-10} m, whereas the diameter of the nucleus is roughly 10^{-15} m—about 100,000 times smaller. For a perspective about their relative sizes, consider this: If the nucleus were the size of a blueberry, the atom would be about the size of a football stadium (Figure 2.11).




Figure 2.11 If an atom could be expanded to the size of a football stadium, the nucleus would be the size of a single blueberry. (credit middle: modification of work by “babyknight”/Wikimedia Commons; credit right: modification of work by Paxson Woelber)

Atoms—and the protons, neutrons, and electrons that compose them—are extremely small. For example, a carbon atom weighs less than 2×10^{-23} g, and an electron has a charge of less than 2×10^{-19} C (coulomb). When describing the properties of tiny objects such as atoms, we use appropriately small units of measure, such as the **atomic mass unit (amu)** and the **fundamental unit of charge (e)**. The amu was originally defined based on hydrogen, the lightest element, then later in terms of oxygen. Since 1961, it has been defined with regard to the most abundant isotope of carbon, atoms of which are assigned masses of exactly 12 amu. (This isotope is known as “carbon-12” as will be discussed later in this module.) Thus, one amu is exactly $\frac{1}{12}$ of the mass of one carbon-12 atom: $1 \text{ amu} = 1.6605 \times 10^{-24}$ g. (The **Dalton (Da)** and the **unified atomic mass unit (u)** are alternative units that are equivalent to the amu.) The fundamental unit of charge (also called the elementary charge) equals the magnitude of the charge of an electron (e) with $e = 1.602 \times 10^{-19}$ C.

A proton has a mass of 1.0073 amu and a charge of $1+$. A neutron is a slightly heavier particle with a mass 1.0087 amu and a charge of zero; as its name suggests, it is neutral. The electron has a charge of $1-$ and is a much lighter particle with a mass of about 0.00055 amu (it would take about 1800 electrons to equal the mass of one proton). The properties of these fundamental particles are summarized in **Table 2.2**. (An observant student might notice that the sum of an

atom's subatomic particles does not equal the atom's actual mass: The total mass of six protons, six neutrons, and six electrons is 12.0993 amu, slightly larger than 12.00 amu. This “missing” mass is known as the mass defect, and you will learn about it in the chapter on nuclear chemistry.)

Properties of Subatomic Particles

Name	Location	Charge (C)	Unit Charge	Mass (amu)	Mass (g)
electron	outside nucleus	-1.602×10^{-19}	1-	0.00055	0.00091×10^{-24}
proton	nucleus	1.602×10^{-19}	1+	1.00727	1.67262×10^{-24}
neutron	nucleus	0	0	1.00866	1.67493×10^{-24}

Table 2.2

The number of protons in the nucleus of an atom is its **atomic number (Z)**. This is the defining trait of an element: Its value determines the identity of the atom. For example, any atom that contains six protons is the element carbon and has the atomic number 6, regardless of how many neutrons or electrons it may have. A neutral atom must contain the same number of positive and negative charges, so the number of protons equals the number of electrons. Therefore, the atomic number also indicates the number of electrons in an atom. The total number of protons and neutrons in an atom is called its **mass number (A)**. The number of neutrons is therefore the difference between the mass number and the atomic number: $A - Z = \text{number of neutrons}$.

$$\text{atomic number (Z)} = \text{number of protons}$$

$$\text{atomic mass (A)} = \text{number of protons} + \text{number of neutrons}$$

$$A - Z = \text{number of neutrons}$$

Atoms are electrically neutral if they contain the same number of positively charged protons and negatively charged electrons. When the numbers of these subatomic particles are *not* equal, the atom is electrically charged and is called an **ion**. The charge of an atom is defined as follows:

$$\text{Atomic charge} = \text{number of protons} - \text{number of electrons}$$

As will be discussed in more detail later in this chapter, atoms (and molecules) typically acquire charge by gaining or losing electrons. An atom that gains one or more electrons will exhibit a negative charge and is called an **anion**. Positively charged atoms called **cations** are formed when an atom loses one or more electrons. For example, a neutral sodium atom ($Z = 11$) has 11 electrons. If this atom loses one electron, it will become a cation with a 1+ charge ($11 - 10 = 1+$). A neutral oxygen atom ($Z = 8$) has eight electrons, and if it gains two electrons it will become an anion with a 2- charge ($8 - 10 = 2-$).

Example 2.3

Composition of an Atom

Iodine is an essential trace element in our diet; it is needed to produce thyroid hormone. Insufficient iodine in the diet can lead to the development of a goiter, an enlargement of the thyroid gland (**Figure 2.12**).



Figure 2.12 (a) Insufficient iodine in the diet can cause an enlargement of the thyroid gland called a goiter. (b) The addition of small amounts of iodine to salt, which prevents the formation of goiters, has helped eliminate this concern in the US where salt consumption is high. (credit a: modification of work by “Almazi”/Wikimedia Commons; credit b: modification of work by Mike Mozart)

The addition of small amounts of iodine to table salt (iodized salt) has essentially eliminated this health concern in the United States, but as much as 40% of the world’s population is still at risk of iodine deficiency. The iodine atoms are added as anions, and each has a 1⁻ charge and a mass number of 127. Determine the numbers of protons, neutrons, and electrons in one of these iodine anions.

Solution

The atomic number of iodine (53) tells us that a neutral iodine atom contains 53 protons in its nucleus and 53 electrons outside its nucleus. Because the sum of the numbers of protons and neutrons equals the mass number, 127, the number of neutrons is 74 ($127 - 53 = 74$). Since the iodine is added as a 1⁻ anion, the number of electrons is 54 [$53 - (1^-) = 54$].

Check Your Learning

An atom of platinum has a mass number of 195 and contains 74 electrons. How many protons and neutrons does it contain, and what is its charge?

Answer: 78 protons; 117 neutrons; charge is 4+

Chemical Symbols

A **chemical symbol** is an abbreviation that we use to indicate an element or an atom of an element. For example, the symbol for mercury is Hg (**Figure 2.13**). We use the same symbol to indicate one atom of mercury (microscopic domain) or to label a container of many atoms of the element mercury (macroscopic domain).



Figure 2.13 The symbol Hg represents the element mercury regardless of the amount; it could represent one atom of mercury or a large amount of mercury.

The symbols for several common elements and their atoms are listed in **Table 2.3**. Some symbols are derived from the common name of the element; others are abbreviations of the name in another language. Most symbols have one or two letters, but three-letter symbols have been used to describe some elements that have atomic numbers greater than 112. To avoid confusion with other notations, only the first letter of a symbol is capitalized. For example, Co is the symbol for the element cobalt, but CO is the notation for the compound carbon monoxide, which contains atoms of the elements carbon (C) and oxygen (O). All known elements and their symbols are in the periodic table in **Figure 2.26** (also found in **image**).

Some Common Elements and Their Symbols

Element	Symbol	Element	Symbol
aluminum	Al	iron	Fe (from <i>ferrum</i>)
bromine	Br	lead	Pb (from <i>plumbum</i>)
calcium	Ca	magnesium	Mg
carbon	C	mercury	Hg (from <i>hydrargyrum</i>)
chlorine	Cl	nitrogen	N
chromium	Cr	oxygen	O
cobalt	Co	potassium	K (from <i>kalium</i>)
copper	Cu (from <i>cuprum</i>)	silicon	Si
fluorine	F	silver	Ag (from <i>argentum</i>)
gold	Au (from <i>aurum</i>)	sodium	Na (from <i>natrium</i>)
helium	He	sulfur	S
hydrogen	H	tin	Sn (from <i>stannum</i>)
iodine	I	zinc	Zn

Table 2.3

Traditionally, the discoverer (or discoverers) of a new element names the element. However, until the name is recognized by the International Union of Pure and Applied Chemistry (IUPAC), the recommended name of the new element is based on the Latin word(s) for its atomic number. For example, element 106 was called unnilhexium (Unh), element 107 was called unnilseptium (Uns), and element 108 was called unniloctium (Uno) for several years. These elements are now named after scientists (or occasionally locations); for example, element 106 is now known as *seaborgium* (Sg) in honor of Glenn Seaborg, a Nobel Prize winner who was active in the discovery of several heavy elements.

Link to Learning



Visit this [site \(http://openstaxcollege.org//16IUPAC\)](http://openstaxcollege.org//16IUPAC) to learn more about IUPAC, the International Union of Pure and Applied Chemistry, and explore its periodic table.

Isotopes

The symbol for a specific isotope of any element is written by placing the mass number as a superscript to the left of the element symbol (**Figure 2.14**). The atomic number is sometimes written as a subscript preceding the symbol, but since this number defines the element's identity, as does its symbol, it is often omitted. For example, magnesium exists as a mixture of three isotopes, each with an atomic number of 12 and with mass numbers of 24, 25, and 26, respectively. These isotopes can be identified as ^{24}Mg , ^{25}Mg , and ^{26}Mg . These isotope symbols are read as “element, mass number” and can be symbolized consistent with this reading. For instance, ^{24}Mg is read as “magnesium 24,” and can be written as “magnesium-24” or “Mg-24.” ^{25}Mg is read as “magnesium 25,” and can be written as “magnesium-25” or “Mg-25.” All magnesium atoms have 12 protons in their nucleus. They differ only because a ^{24}Mg atom has 12 neutrons in its nucleus, a ^{25}Mg atom has 13 neutrons, and a ^{26}Mg has 14 neutrons.

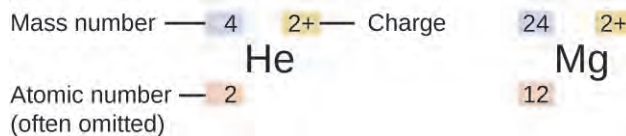


Figure 2.14 The symbol for an atom indicates the element via its usual two-letter symbol, the mass number as a left superscript, the atomic number as a left subscript (sometimes omitted), and the charge as a right superscript.

Information about the naturally occurring isotopes of elements with atomic numbers 1 through 10 is given in **Table 2.4**. Note that in addition to standard names and symbols, the isotopes of hydrogen are often referred to using common names and accompanying symbols. Hydrogen-2, symbolized ^2H , is also called deuterium and sometimes symbolized D. Hydrogen-3, symbolized ^3H , is also called tritium and sometimes symbolized T.

Nuclear Compositions of Atoms of the Very Light Elements

Element	Symbol	Atomic Number	Number of Protons	Number of Neutrons	Mass (amu)	% Natural Abundance
hydrogen	^1_1H (protium)	1	1	0	1.0078	99.989

Table 2.4

Nuclear Compositions of Atoms of the Very Light Elements

Element	Symbol	Atomic Number	Number of Protons	Number of Neutrons	Mass (amu)	% Natural Abundance
	${}^2_1\text{H}$ (deuterium)	1	1	1	2.0141	0.0115
	${}^3_1\text{H}$ (tritium)	1	1	2	3.01605	— (trace)
helium	${}^3_2\text{He}$	2	2	1	3.01603	0.00013
	${}^4_2\text{He}$	2	2	2	4.0026	100
lithium	${}^6_3\text{Li}$	3	3	3	6.0151	7.59
	${}^7_3\text{Li}$	3	3	4	7.0160	92.41
beryllium	${}^9_4\text{Be}$	4	4	5	9.0122	100
boron	${}^{10}_5\text{B}$	5	5	5	10.0129	19.9
	${}^{11}_5\text{B}$	5	5	6	11.0093	80.1
carbon	${}^{12}_6\text{C}$	6	6	6	12.0000	98.89
	${}^{13}_6\text{C}$	6	6	7	13.0034	1.11
	${}^{14}_6\text{C}$	6	6	8	14.0032	— (trace)
nitrogen	${}^{14}_7\text{N}$	7	7	7	14.0031	99.63
	${}^{15}_7\text{N}$	7	7	8	15.0001	0.37
oxygen	${}^{16}_8\text{O}$	8	8	8	15.9949	99.757
	${}^{17}_8\text{O}$	8	8	9	16.9991	0.038
	${}^{18}_8\text{O}$	8	8	10	17.9992	0.205
fluorine	${}^{19}_9\text{F}$	9	9	10	18.9984	100
neon	${}^{20}_{10}\text{Ne}$	10	10	10	19.9924	90.48
	${}^{21}_{10}\text{Ne}$	10	10	11	20.9938	0.27
	${}^{22}_{10}\text{Ne}$	10	10	12	21.9914	9.25

Table 2.4

Link to Learning



Use this **Build an Atom simulator** (<http://openstaxcollege.org//16PhetAtomBld>) to build atoms of the first 10 elements, see which isotopes exist, check nuclear stability, and gain experience with isotope symbols.

Atomic Mass

Because each proton and each neutron contribute approximately one amu to the mass of an atom, and each electron contributes far less, the **atomic mass** of a single atom is approximately equal to its mass number (a whole number). However, the average masses of atoms of most elements are not whole numbers because most elements exist naturally as mixtures of two or more isotopes.

The mass of an element shown in a periodic table or listed in a table of atomic masses is a weighted, average mass of all the isotopes present in a naturally occurring sample of that element. This is equal to the sum of each individual isotope's mass multiplied by its fractional abundance.

$$\text{average mass} = \sum_i (\text{fractional abundance} \times \text{isotopic mass})_i$$

For example, the element boron is composed of two isotopes: About 19.9% of all boron atoms are ^{10}B with a mass of 10.0129 amu, and the remaining 80.1% are ^{11}B with a mass of 11.0093 amu. The average atomic mass for boron is calculated to be:

$$\begin{aligned} \text{boron average mass} &= (0.199 \times 10.0129 \text{ amu}) + (0.801 \times 11.0093 \text{ amu}) \\ &= 1.99 \text{ amu} + 8.82 \text{ amu} \\ &= 10.81 \text{ amu} \end{aligned}$$

It is important to understand that no single boron atom weighs exactly 10.8 amu; 10.8 amu is the average mass of all boron atoms, and individual boron atoms weigh either approximately 10 amu or 11 amu.

Example 2.4

Calculation of Average Atomic Mass

A meteorite found in central Indiana contains traces of the noble gas neon picked up from the solar wind during the meteorite's trip through the solar system. Analysis of a sample of the gas showed that it consisted of 91.84% ^{20}Ne (mass 19.9924 amu), 0.47% ^{21}Ne (mass 20.9940 amu), and 7.69% ^{22}Ne (mass 21.9914 amu). What is the average mass of the neon in the solar wind?

Solution

$$\begin{aligned} \text{average mass} &= (0.9184 \times 19.9924 \text{ amu}) + (0.0047 \times 20.9940 \text{ amu}) + (0.0769 \times 21.9914 \text{ amu}) \\ &= (18.36 + 0.099 + 1.69) \text{ amu} \\ &= 20.15 \text{ amu} \end{aligned}$$

The average mass of a neon atom in the solar wind is 20.15 amu. (The average mass of a terrestrial neon atom is 20.1796 amu. This result demonstrates that we may find slight differences in the natural abundance of isotopes, depending on their origin.)

Check Your Learning

A sample of magnesium is found to contain 78.70% of ^{24}Mg atoms (mass 23.98 amu), 10.13% of ^{25}Mg atoms (mass 24.99 amu), and 11.17% of ^{26}Mg atoms (mass 25.98 amu). Calculate the average mass of a Mg atom.

Answer: 24.31 amu

We can also do variations of this type of calculation, as shown in the next example.

Example 2.5**Calculation of Percent Abundance**

Naturally occurring chlorine consists of ^{35}Cl (mass 34.96885 amu) and ^{37}Cl (mass 36.96590 amu), with an average mass of 35.453 amu. What is the percent composition of Cl in terms of these two isotopes?

Solution

The average mass of chlorine is the fraction that is ^{35}Cl times the mass of ^{35}Cl plus the fraction that is ^{37}Cl times the mass of ^{37}Cl .

$$\text{average mass} = (\text{fraction of } ^{35}\text{Cl} \times \text{mass of } ^{35}\text{Cl}) + (\text{fraction of } ^{37}\text{Cl} \times \text{mass of } ^{37}\text{Cl})$$

If we let x represent the fraction that is ^{35}Cl , then the fraction that is ^{37}Cl is represented by $1.00 - x$.

(The fraction that is ^{35}Cl + the fraction that is ^{37}Cl must add up to 1, so the fraction of ^{37}Cl must equal $1.00 -$ the fraction of ^{35}Cl .)

Substituting this into the average mass equation, we have:

$$\begin{aligned} 35.453 \text{ amu} &= (x \times 34.96885 \text{ amu}) + [(1.00 - x) \times 36.96590 \text{ amu}] \\ 35.453 &= 34.96885x + 36.96590 - 36.96590x \\ 1.99705x &= 1.513 \\ x &= \frac{1.513}{1.99705} = 0.7576 \end{aligned}$$

So solving yields: $x = 0.7576$, which means that $1.00 - 0.7576 = 0.2424$. Therefore, chlorine consists of 75.76% ^{35}Cl and 24.24% ^{37}Cl .

Check Your Learning

Naturally occurring copper consists of ^{63}Cu (mass 62.9296 amu) and ^{65}Cu (mass 64.9278 amu), with an average mass of 63.546 amu. What is the percent composition of Cu in terms of these two isotopes?

Answer: 69.15% Cu-63 and 30.85% Cu-65

Link to Learning

Visit this [site \(http://openstaxcollege.org//16PhetAtomMass\)](http://openstaxcollege.org//16PhetAtomMass) to make mixtures of the main isotopes of the first 18 elements, gain experience with average atomic mass, and check naturally occurring isotope ratios using the Isotopes and Atomic Mass simulation.

The occurrence and natural abundances of isotopes can be experimentally determined using an instrument called a mass spectrometer. Mass spectrometry (MS) is widely used in chemistry, forensics, medicine, environmental science, and many other fields to analyze and help identify the substances in a sample of material. In a typical

mass spectrometer (**Figure 2.15**), the sample is vaporized and exposed to a high-energy electron beam that causes the sample's atoms (or molecules) to become electrically charged, typically by losing one or more electrons. These cations then pass through a (variable) electric or magnetic field that deflects each cation's path to an extent that depends on both its mass and charge (similar to how the path of a large steel ball bearing rolling past a magnet is deflected to a lesser extent than that of a small steel BB). The ions are detected, and a plot of the relative number of ions generated versus their mass-to-charge ratios (a *mass spectrum*) is made. The height of each vertical feature or peak in a mass spectrum is proportional to the fraction of cations with the specified mass-to-charge ratio. Since its initial use during the development of modern atomic theory, MS has evolved to become a powerful tool for chemical analysis in a wide range of applications.

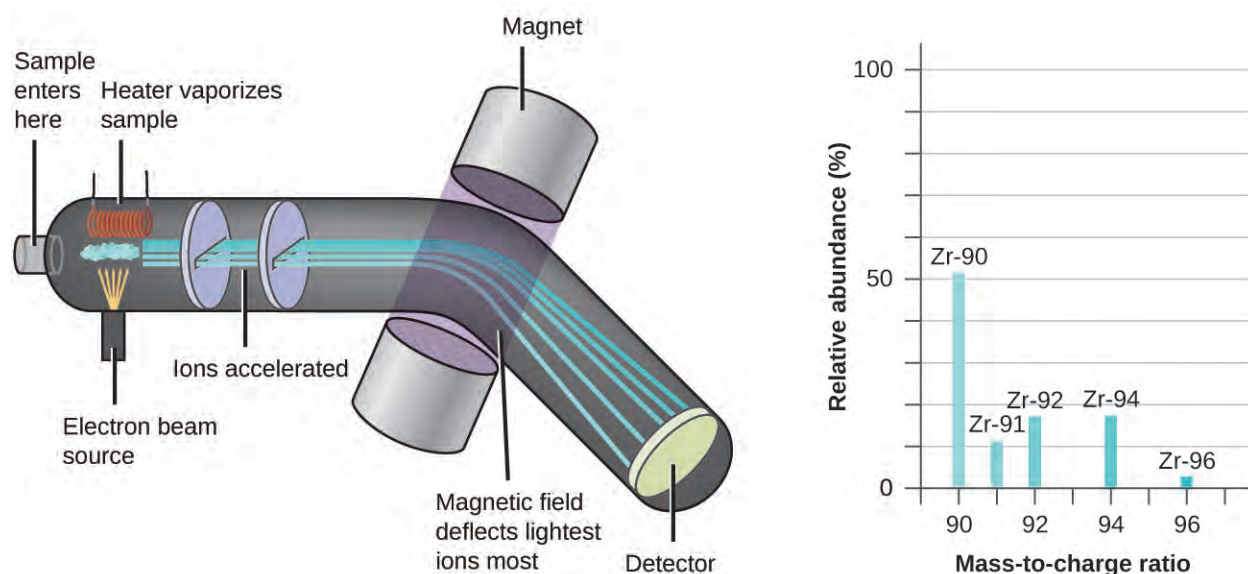


Figure 2.15 Analysis of zirconium in a mass spectrometer produces a mass spectrum with peaks showing the different isotopes of Zr.

Link to Learning



See an [animation \(http://openstaxcollege.org//16MassSpec\)](http://openstaxcollege.org//16MassSpec) that explains mass spectrometry. Watch this [video \(http://openstaxcollege.org//16RSChemistry\)](http://openstaxcollege.org//16RSChemistry) from the Royal Society for Chemistry for a brief description of the rudiments of mass spectrometry.

2.4 Chemical Formulas

By the end of this section, you will be able to:

- Symbolize the composition of molecules using molecular formulas and empirical formulas
- Represent the bonding arrangement of atoms within molecules using structural formulas

A **molecular formula** is a representation of a molecule that uses chemical symbols to indicate the types of atoms followed by subscripts to show the number of atoms of each type in the molecule. (A subscript is used only when

more than one atom of a given type is present.) Molecular formulas are also used as abbreviations for the names of compounds.

The **structural formula** for a compound gives the same information as its molecular formula (the types and numbers of atoms in the molecule) but also shows how the atoms are connected in the molecule. The structural formula for methane contains symbols for one C atom and four H atoms, indicating the number of atoms in the molecule (**Figure 2.16**). The lines represent bonds that hold the atoms together. (A chemical bond is an attraction between atoms or ions that holds them together in a molecule or a crystal.) We will discuss chemical bonds and see how to predict the arrangement of atoms in a molecule later. For now, simply know that the lines are an indication of how the atoms are connected in a molecule. A ball-and-stick model shows the geometric arrangement of the atoms with atomic sizes not to scale, and a space-filling model shows the relative sizes of the atoms.

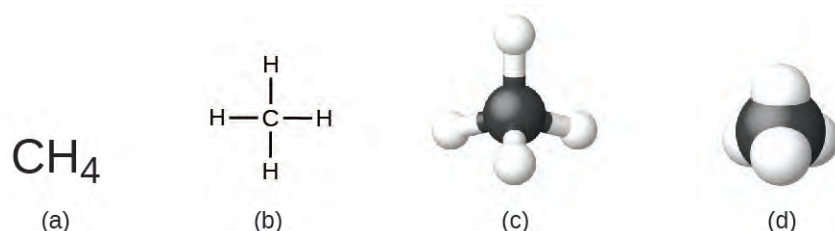


Figure 2.16 A methane molecule can be represented as (a) a molecular formula, (b) a structural formula, (c) a ball-and-stick model, and (d) a space-filling model. Carbon and hydrogen atoms are represented by black and white spheres, respectively.

Although many elements consist of discrete, individual atoms, some exist as molecules made up of two or more atoms of the element chemically bonded together. For example, most samples of the elements hydrogen, oxygen, and nitrogen are composed of molecules that contain two atoms each (called diatomic molecules) and thus have the molecular formulas H_2 , O_2 , and N_2 , respectively. Other elements commonly found as diatomic molecules are fluorine (F_2), chlorine (Cl_2), bromine (Br_2), and iodine (I_2). The most common form of the element sulfur is composed of molecules that consist of eight atoms of sulfur; its molecular formula is S_8 (**Figure 2.17**).

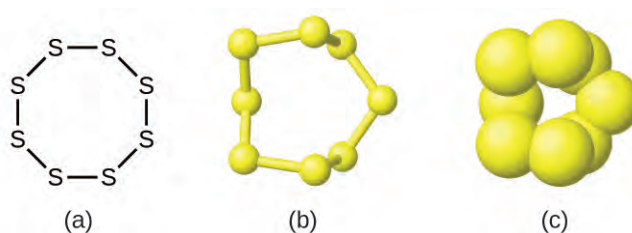


Figure 2.17 A molecule of sulfur is composed of eight sulfur atoms and is therefore written as S_8 . It can be represented as (a) a structural formula, (b) a ball-and-stick model, and (c) a space-filling model. Sulfur atoms are represented by yellow spheres.

It is important to note that a subscript following a symbol and a number in front of a symbol do not represent the same thing; for example, H_2 and $2H$ represent distinctly different species. H_2 is a molecular formula; it represents a diatomic molecule of hydrogen, consisting of two atoms of the element that are chemically bonded together. The expression $2H$, on the other hand, indicates two separate hydrogen atoms that are not combined as a unit. The expression $2H_2$ represents two molecules of diatomic hydrogen (**Figure 2.18**).

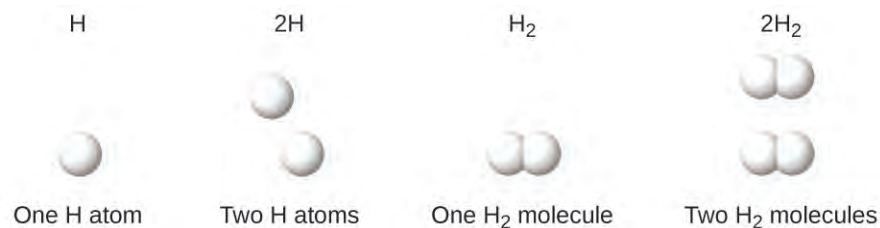


Figure 2.18 The symbols H, 2H, H₂, and 2H₂ represent very different entities.

Compounds are formed when two or more elements chemically combine, resulting in the formation of bonds. For example, hydrogen and oxygen can react to form water, and sodium and chlorine can react to form table salt. We sometimes describe the composition of these compounds with an **empirical formula**, which indicates the types of atoms present and *the simplest whole-number ratio of the number of atoms (or ions) in the compound*. For example, titanium dioxide (used as pigment in white paint and in the thick, white, blocking type of sunscreen) has an empirical formula of TiO₂. This identifies the elements titanium (Ti) and oxygen (O) as the constituents of titanium dioxide, and indicates the presence of twice as many atoms of the element oxygen as atoms of the element titanium (**Figure 2.19**).

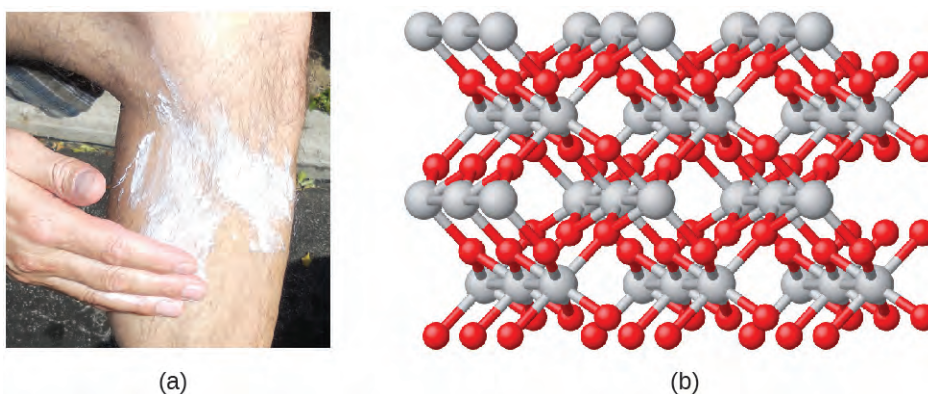


Figure 2.19 (a) The white compound titanium dioxide provides effective protection from the sun. (b) A crystal of titanium dioxide, TiO₂, contains titanium and oxygen in a ratio of 1 to 2. The titanium atoms are gray and the oxygen atoms are red. (credit a: modification of work by “osseous”/Flickr)

As discussed previously, we can describe a compound with a molecular formula, in which the subscripts indicate the *actual numbers of atoms* of each element in a molecule of the compound. In many cases, the molecular formula of a substance is derived from experimental determination of both its empirical formula and its molecular mass (the sum of atomic masses for all atoms composing the molecule). For example, it can be determined experimentally that benzene contains two elements, carbon (C) and hydrogen (H), and that for every carbon atom in benzene, there is one hydrogen atom. Thus, the empirical formula is CH. An experimental determination of the molecular mass reveals that a molecule of benzene contains six carbon atoms and six hydrogen atoms, so the molecular formula for benzene is C₆H₆ (**Figure 2.20**).

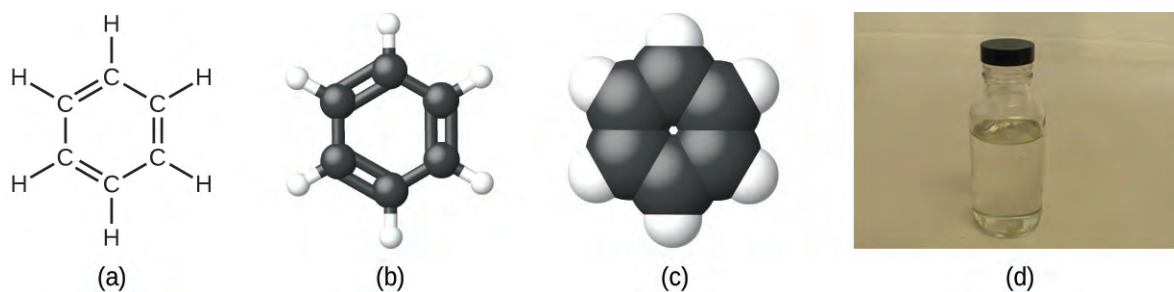


Figure 2.20 Benzene, C_6H_6 , is produced during oil refining and has many industrial uses. A benzene molecule can be represented as (a) a structural formula, (b) a ball-and-stick model, and (c) a space-filling model. (d) Benzene is a clear liquid. (credit d: modification of work by Sahar Atwa)

If we know a compound's formula, we can easily determine the empirical formula. (This is somewhat of an academic exercise; the reverse chronology is generally followed in actual practice.) For example, the molecular formula for acetic acid, the component that gives vinegar its sharp taste, is $C_2H_4O_2$. This formula indicates that a molecule of acetic acid (**Figure 2.21**) contains two carbon atoms, four hydrogen atoms, and two oxygen atoms. The ratio of atoms is 2:4:2. Dividing by the lowest common denominator (2) gives the simplest, whole-number ratio of atoms, 1:2:1, so the empirical formula is CH_2O . Note that a molecular formula is always a whole-number multiple of an empirical formula.

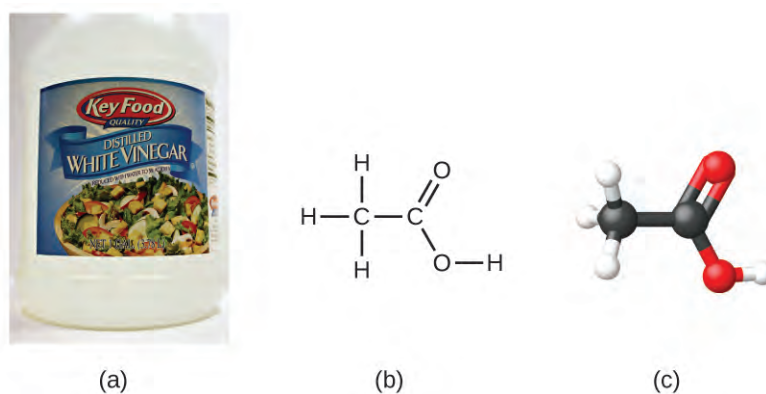


Figure 2.21 (a) Vinegar contains acetic acid, $C_2H_4O_2$, which has an empirical formula of CH_2O . It can be represented as (b) a structural formula and (c) as a ball-and-stick model. (credit a: modification of work by "HomeSpot HQ"/Flickr)

Example 2.6

Empirical and Molecular Formulas

Molecules of glucose (blood sugar) contain 6 carbon atoms, 12 hydrogen atoms, and 6 oxygen atoms. What are the molecular and empirical formulas of glucose?

Solution

The molecular formula is $C_6H_{12}O_6$ because one molecule actually contains 6 C, 12 H, and 6 O atoms. The simplest whole-number ratio of C to H to O atoms in glucose is 1:2:1, so the empirical formula is CH_2O .

Check Your Learning

A molecule of metaldehyde (a pesticide used for snails and slugs) contains 8 carbon atoms, 16 hydrogen atoms, and 4 oxygen atoms. What are the molecular and empirical formulas of metaldehyde?

Answer: Molecular formula, $C_8H_{16}O_4$; empirical formula, C_2H_4O

Link to Learning



You can explore **molecule building** (<http://openstaxcollege.org//16molbuilding>) using an online simulation.

Portrait of a Chemist

Lee Cronin

What is it that chemists do? According to Lee Cronin (**Figure 2.22**), chemists make very complicated molecules by “chopping up” small molecules and “reverse engineering” them. He wonders if we could “make a really cool universal chemistry set” by what he calls “app-ing” chemistry. Could we “app” chemistry?

In a 2012 TED talk, Lee describes one fascinating possibility: combining a collection of chemical “inks” with a 3D printer capable of fabricating a reaction apparatus (tiny test tubes, beakers, and the like) to fashion a “universal toolkit of chemistry.” This toolkit could be used to create custom-tailored drugs to fight a new superbug or to “print” medicine personally configured to your genetic makeup, environment, and health situation. Says Cronin, “What Apple did for music, I’d like to do for the discovery and distribution of prescription drugs.”^[2] View his **full talk** (<http://openstaxcollege.org//16LeeCronin>) at the TED website.

2. Lee Cronin, “Print Your Own Medicine,” Talk presented at TED Global 2012, Edinburgh, Scotland, June 2012.



Figure 2.22 Chemist Lee Cronin has been named one of the UK's 10 most inspirational scientists. The youngest chair at the University of Glasgow, Lee runs a large research group, collaborates with many scientists worldwide, has published over 250 papers in top scientific journals, and has given more than 150 invited talks. His research focuses on complex chemical systems and their potential to transform technology, but also branches into nanoscience, solar fuels, synthetic biology, and even artificial life and evolution. (credit: image courtesy of Lee Cronin)

It is important to be aware that it may be possible for the same atoms to be arranged in different ways: Compounds with the same molecular formula may have different atom-to-atom bonding and therefore different structures. For example, could there be another compound with the same formula as acetic acid, $C_2H_4O_2$? And if so, what would be the structure of its molecules?

If you predict that another compound with the formula $C_2H_4O_2$ could exist, then you demonstrated good chemical insight and are correct. Two C atoms, four H atoms, and two O atoms can also be arranged to form a methyl formate, which is used in manufacturing, as an insecticide, and for quick-drying finishes. Methyl formate molecules have one of the oxygen atoms between the two carbon atoms, differing from the arrangement in acetic acid molecules. Acetic acid and methyl formate are examples of **isomers**—compounds with the same chemical formula but different molecular structures (**Figure 2.23**). Note that this small difference in the arrangement of the atoms has a major effect on their respective chemical properties. You would certainly not want to use a solution of methyl formate as a substitute for a solution of acetic acid (vinegar) when you make salad dressing.

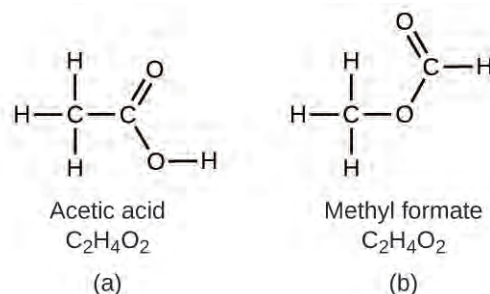


Figure 2.23 Molecules of (a) acetic acid and methyl formate (b) are structural isomers; they have the same formula ($C_2H_4O_2$) but different structures (and therefore different chemical properties).

Many types of isomers exist (**Figure 2.24**). Acetic acid and methyl formate are **structural isomers**, compounds in which the molecules differ in how the atoms are connected to each other. There are also various types of **spatial isomers**, in which the relative orientations of the atoms in space can be different. For example, the compound carvone (found in caraway seeds, spearmint, and mandarin orange peels) consists of two isomers that are mirror images of each other. *S*-(+)-carvone smells like caraway, and *R*-(-)-carvone smells like spearmint.

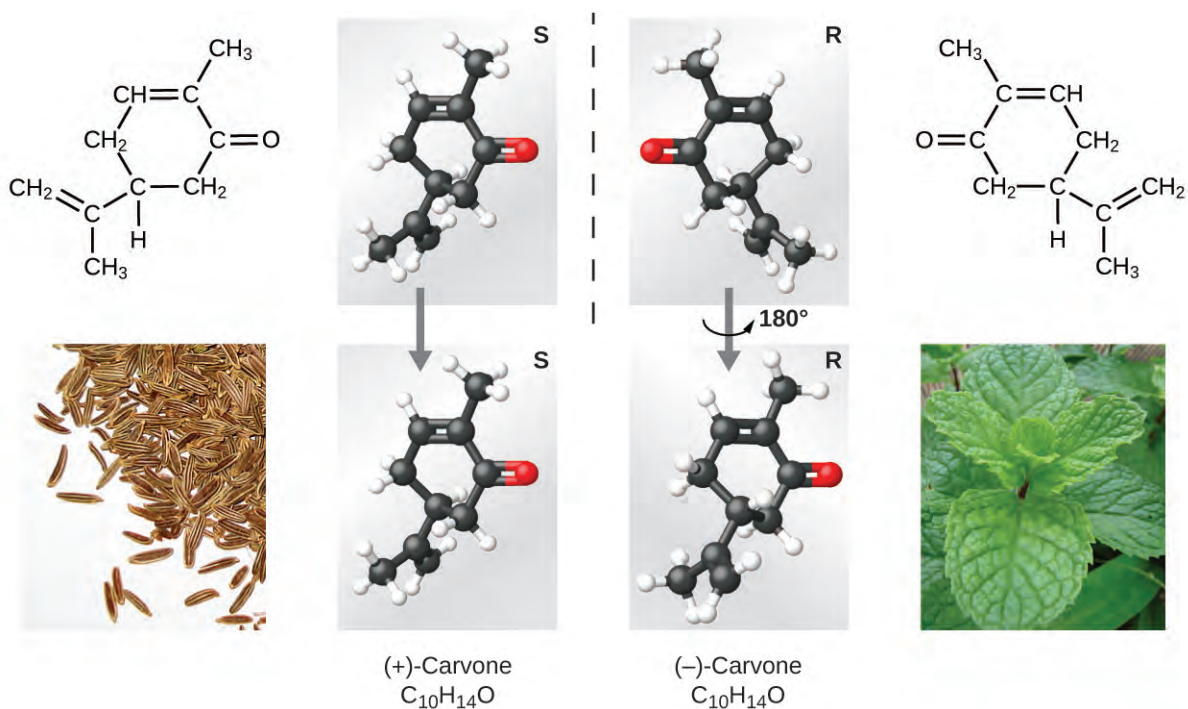


Figure 2.24 Molecules of carvone are spatial isomers; they only differ in the relative orientations of the atoms in space. (credit bottom left: modification of work by "Miansari66"/Wikimedia Commons; credit bottom right: modification of work by Forest & Kim Starr)

Link to Learning



Select this [link \(http://openstaxcollege.org//16isomers\)](http://openstaxcollege.org//16isomers) to view an explanation of isomers, spatial isomers, and why they have different smells (select the video titled “Mirror Molecule: Carvone”).


2.5 The Periodic Table

By the end of this section, you will be able to:

- State the periodic law and explain the organization of elements in the periodic table
- Predict the general properties of elements based on their location within the periodic table
- Identify metals, nonmetals, and metalloids by their properties and/or location on the periodic table

As early chemists worked to purify ores and discovered more elements, they realized that various elements could be grouped together by their similar chemical behaviors. One such grouping includes lithium (Li), sodium (Na), and potassium (K): These elements all are shiny, conduct heat and electricity well, and have similar chemical properties. A second grouping includes calcium (Ca), strontium (Sr), and barium (Ba), which also are shiny, good conductors of heat and electricity, and have chemical properties in common. However, the specific properties of these two groupings are notably different from each other. For example: Li, Na, and K are much more reactive than are Ca, Sr, and Ba; Li, Na, and K form compounds with oxygen in a ratio of two of their atoms to one oxygen atom, whereas Ca, Sr, and Ba form compounds with one of their atoms to one oxygen atom. Fluorine (F), chlorine (Cl), bromine (Br), and iodine (I) also exhibit similar properties to each other, but these properties are drastically different from those of any of the elements above.

Dimitri Mendeleev in Russia (1869) and Lothar Meyer in Germany (1870) independently recognized that there was a periodic relationship among the properties of the elements known at that time. Both published tables with the elements arranged according to increasing atomic mass. But Mendeleev went one step further than Meyer: He used his table to predict the existence of elements that would have the properties similar to aluminum and silicon, but were yet unknown. The discoveries of gallium (1875) and germanium (1886) provided great support for Mendeleev’s work. Although Mendeleev and Meyer had a long dispute over priority, Mendeleev’s contributions to the development of the periodic table are now more widely recognized (**Figure 2.25**).



(a)

Reihen	Gruppe I. — R ⁰	Gruppe II. — R ⁰	Gruppe III. — R ⁰ ^a	Gruppe IV. RH ⁴ R ⁰ ^a	Gruppe V. RH ⁵ R ⁰ ^a	Gruppe VI. RH ⁶ R ⁰ ^a	Gruppe VII. RH R ⁰ ^a	Gruppe VIII. — R ⁰ ^a
1	H=1							
2	Li=7	Be=9,4	B=11	C=12	N=14	O=16	F=19	
3	Na=23	Mg=24	Al=27,3	Si=28	P=31	S=32	Cl=35,5	
4	K=39	Ca=40	—=44	Ti=48	V=51	Cr=52	Mn=55	Fe=56, Co=59, Ni=59, Cu=63.
5	(Cu=63)	Zn=65	—=68	—=72	As=75	So=78	Br=80	
6	Rb=86	Sr=87	?Yt=88	Zr=90	Nb=94	Mo=96	—=100	Ru=104, Rh=104, Pd=106, Ag=108.
7	(Ag=108)	Cd=112	In=113	Sn=118	Sb=122	Te=125	J=127	
8	Cs=133	Ba=137	?Di=138	?Ce=140	—	—	—	— — —
9	(—)	—	—	—	—	—	—	— — —
10	—	—	?Er=178	?La=180	Ta=182	W=184	—	Os=195, Ir=197, Pt=198, Au=199.
11	(Au=199)	Hg=200	Tl=204	Pb=207	Bi=208	—	—	— — —
12	—	—	—	Th=231	—	U=240	—	— — —

(b)

Figure 2.25 (a) Dimitri Mendeleev is widely credited with creating (b) the first periodic table of the elements. (credit a: modification of work by Serge Lachinov; credit b: modification of work by “Den fjättrade ankan”/Wikimedia Commons)

By the twentieth century, it became apparent that the periodic relationship involved atomic numbers rather than atomic masses. The modern statement of this relationship, the **periodic law**, is as follows: *the properties of the elements are periodic functions of their atomic numbers*. A modern **periodic table** arranges the elements in increasing order of their atomic numbers and groups atoms with similar properties in the same vertical column (**Figure 2.26**). Each box represents an element and contains its atomic number, symbol, average atomic mass, and (sometimes) name. The elements are arranged in seven horizontal rows, called **periods** or **series**, and 18 vertical columns, called **groups**. Groups are labeled at the top of each column. In the United States, the labels traditionally were numerals with capital letters. However, IUPAC recommends that the numbers 1 through 18 be used, and these labels are more common. For the table to fit on a single page, parts of two of the rows, a total of 14 columns, are usually written below the main body of the table.

Periodic Table of the Elements

The periodic table is organized by periods (rows) and groups (columns). The elements are color-coded based on their properties:

- Metals (Yellow):** Elements in groups 1, 2, and 13-18, and transition metals (groups 3-12).
- Nonmetals (Green):** Elements in groups 14-18, excluding metalloids.
- Metalloids (Purple):** Elements in groups 13-18, specifically B, Si, Ge, As, Sb, Te, Po, and At.

Callout for Hydrogen (H):

- Atomic number: 1
- Symbol: H
- Atomic mass: 1.008
- Name: hydrogen

Color Code Legend:

- Yellow: Metal (Solid)
- Purple: Metalloid (Liquid)
- Green: Nonmetal (Gas)

Figure 2.26 Elements in the periodic table are organized according to their properties.

Many elements differ dramatically in their chemical and physical properties, but some elements are similar in their behaviors. For example, many elements appear shiny, are malleable (able to be deformed without breaking) and ductile (can be drawn into wires), and conduct heat and electricity well. Other elements are not shiny, malleable, or ductile, and are poor conductors of heat and electricity. We can sort the elements into large classes with common properties: **metals** (elements that are shiny, malleable, good conductors of heat and electricity—shaded yellow); **nonmetals** (elements that appear dull, poor conductors of heat and electricity—shaded green); and **metalloids** (elements that conduct heat and electricity moderately well, and possess some properties of metals and some properties of nonmetals—shaded purple).

The elements can also be classified into the **main-group elements** (or **representative elements**) in the columns labeled 1, 2, and 13–18; the **transition metals** in the columns labeled 3–12; and **inner transition metals** in the two rows at the bottom of the table (the top-row elements are called **lanthanides** and the bottom-row elements are called **actinides**; **Figure 2.27**). The elements can be subdivided further by more specific properties, such as the composition of the compounds they form. For example, the elements in group 1 (the first column) form compounds that consist of one atom of the element and one atom of hydrogen. These elements (except hydrogen) are known as **alkali metals**, and they all have similar chemical properties. The elements in group 2 (the second column) form compounds consisting of one atom of the element and two atoms of hydrogen: These are called **alkaline earth metals**, with similar properties among members of that group. Other groups with specific names are the **pnicogens** (group 15), **chalcogens** (group 16), **halogens** (group 17), and the **noble gases** (group 18, also known as **inert gases**). The groups

can also be referred to by the first element of the group: For example, the chalcogens can be called the oxygen group or oxygen family. Hydrogen is a unique, nonmetallic element with properties similar to both group 1A and group 7A elements. For that reason, hydrogen may be shown at the top of both groups, or by itself.

Periodic Table of the Elements

Group 1	Group 2	Main group elements										Group 13	Group 14	Group 15	Group 16	Group 17	Group 18
Alkali metals	Alkaline earth metals	3	4	5	6	7	8	9	10	11	12						
		Transition metals												Pnictogens	Chalcogens	Halogens	Noble gases
		Lanthanides															
		Actinides															

Figure 2.27 The periodic table organizes elements with similar properties into groups.

Link to Learning



Click on this [link \(http://openstaxcollege.org//16Periodic\)](http://openstaxcollege.org//16Periodic) for an interactive periodic table, which you can use to explore the properties of the elements (includes podcasts and videos of each element). You may also want to try this [one](#) that shows photos of all the elements.

Example 2.7

Naming Groups of Elements

Atoms of each of the following elements are essential for life. Give the group name for the following elements:

- chlorine
- calcium
- sodium
- sulfur

Solution

The family names are as follows:

- (a) halogen
- (b) alkaline earth metal
- (c) alkali metal
- (d) chalcogen

Check Your Learning

Give the group name for each of the following elements:

- (a) krypton
- (b) selenium
- (c) barium
- (d) lithium

Answer: (a) noble gas; (b) chalcogen; (c) alkaline earth metal; (d) alkali metal

In studying the periodic table, you might have noticed something about the atomic masses of some of the elements. Element 43 (technetium), element 61 (promethium), and most of the elements with atomic number 84 (polonium) and higher have their atomic mass given in square brackets. This is done for elements that consist entirely of unstable, radioactive isotopes (you will learn more about radioactivity in the nuclear chemistry chapter). An average atomic weight cannot be determined for these elements because their radioisotopes may vary significantly in relative abundance, depending on the source, or may not even exist in nature. The number in square brackets is the atomic mass number (and approximate atomic mass) of the most stable isotope of that element.

2.6 Molecular and Ionic Compounds

By the end of this section, you will be able to:

- Define ionic and molecular (covalent) compounds
- Predict the type of compound formed from elements based on their location within the periodic table
- Determine formulas for simple ionic compounds

In ordinary chemical reactions, the nucleus of each atom (and thus the identity of the element) remains unchanged. Electrons, however, can be added to atoms by transfer from other atoms, lost by transfer to other atoms, or shared with other atoms. The transfer and sharing of electrons among atoms govern the chemistry of the elements. During the formation of some compounds, atoms gain or lose electrons, and form electrically charged particles called ions (**Figure 2.28**).

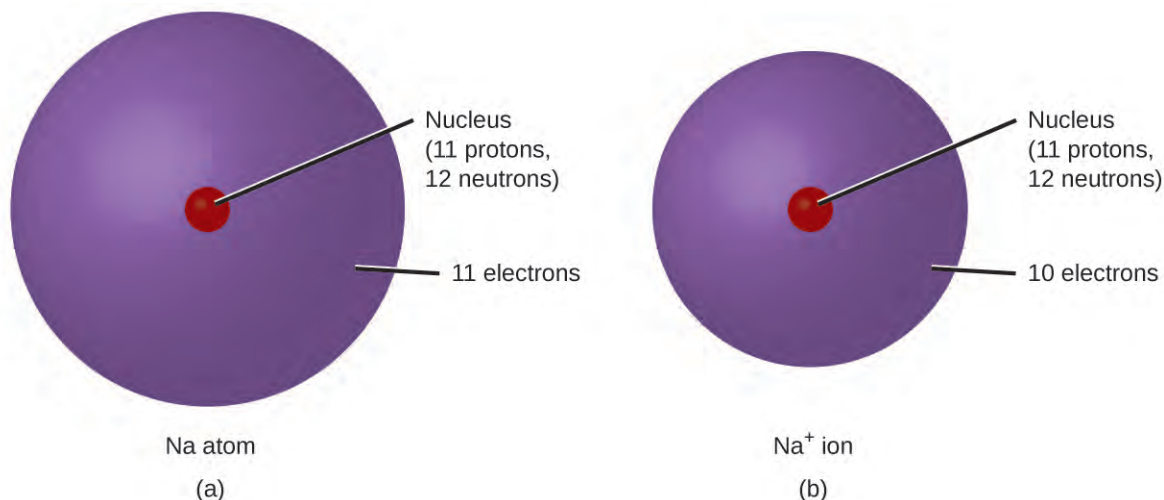


Figure 2.28 (a) A sodium atom (Na) has equal numbers of protons and electrons (11) and is uncharged. (b) A sodium cation (Na⁺) has lost an electron, so it has one more proton (11) than electrons (10), giving it an overall positive charge, signified by a superscripted plus sign.

You can use the periodic table to predict whether an atom will form an anion or a cation, and you can often predict the charge of the resulting ion. Atoms of many main-group metals lose enough electrons to leave them with the same number of electrons as an atom of the preceding noble gas. To illustrate, an atom of an alkali metal (group 1) loses one electron and forms a cation with a 1+ charge; an alkaline earth metal (group 2) loses two electrons and forms a cation with a 2+ charge, and so on. For example, a neutral calcium atom, with 20 protons and 20 electrons, readily loses two electrons. This results in a cation with 20 protons, 18 electrons, and a 2+ charge. It has the same number of electrons as atoms of the preceding noble gas, argon, and is symbolized Ca²⁺. The name of a metal ion is the same as the name of the metal atom from which it forms, so Ca²⁺ is called a calcium ion.

When atoms of nonmetal elements form ions, they generally gain enough electrons to give them the same number of electrons as an atom of the next noble gas in the periodic table. Atoms of group 17 gain one electron and form anions with a 1- charge; atoms of group 16 gain two electrons and form ions with a 2- charge, and so on. For example, the neutral bromine atom, with 35 protons and 35 electrons, can gain one electron to provide it with 36 electrons. This results in an anion with 35 protons, 36 electrons, and a 1- charge. It has the same number of electrons as atoms of the next noble gas, krypton, and is symbolized Br⁻. (A discussion of the theory supporting the favored status of noble gas electron numbers reflected in these predictive rules for ion formation is provided in a later chapter of this text.)

Note the usefulness of the periodic table in predicting likely ion formation and charge (**Figure 2.29**). Moving from the far left to the right on the periodic table, main-group elements tend to form cations with a charge equal to the group number. That is, group 1 elements form 1+ ions; group 2 elements form 2+ ions, and so on. Moving from the far right to the left on the periodic table, elements often form anions with a negative charge equal to the number of groups moved left from the noble gases. For example, group 17 elements (one group left of the noble gases) form 1- ions; group 16 elements (two groups left) form 2- ions, and so on. This trend can be used as a guide in many cases, but its predictive value decreases when moving toward the center of the periodic table. In fact, transition metals and some other metals often exhibit variable charges that are not predictable by their location in the table. For example, copper can form ions with a 1+ or 2+ charge, and iron can form ions with a 2+ or 3+ charge.

Periodic Table of the Elements

Period	Group 1	Group 2	3	4	5	6	7	8	9	10	11	12	13	14	15	16	17	18
1																		He
2	Li ⁺	Be ²⁺												C ⁴⁻	N ³⁻	O ²⁻	F ⁻	Ne
3	Na ⁺	Mg ²⁺											Al ³⁺		P ³⁻	S ²⁻	Cl ⁻	Ar
4	K ⁺	Ca ²⁺				Cr ³⁺ Cr ⁶⁺	Mn ²⁺	Fe ²⁺ Fe ³⁺	Co ²⁺	Ni ²⁺	Cu ⁺ Cu ²⁺	Zn ²⁺			As ³⁻	Se ²⁻	Br ⁻	Kr
5	Rb ⁺	Sr ²⁺									Ag ⁺	Cd ²⁺				Te ²⁻	I ⁻	Xe
6	Cs ⁺	Ba ²⁺								Pt ²⁺	Au ⁺ Au ³⁺	Hg ₂ ²⁺ Hg ²⁺					At ⁻	Rn
7	Fr ⁺	Ra ²⁺																

*
**

Figure 2.29 Some elements exhibit a regular pattern of ionic charge when they form ions.

Example 2.8

Composition of Ions

An ion found in some compounds used as antiperspirants contains 13 protons and 10 electrons. What is its symbol?

Solution

Because the number of protons remains unchanged when an atom forms an ion, the atomic number of the element must be 13. Knowing this lets us use the periodic table to identify the element as Al (aluminum). The Al atom has lost three electrons and thus has three more positive charges (13) than it has electrons (10). This is the aluminum cation, Al³⁺.

Check Your Learning

Give the symbol and name for the ion with 34 protons and 36 electrons.

Answer: Se²⁻, the selenide ion

Example 2.9

Formation of Ions

Magnesium and nitrogen react to form an ionic compound. Predict which forms an anion, which forms a cation, and the charges of each ion. Write the symbol for each ion and name them.

Solution

Magnesium's position in the periodic table (group 2) tells us that it is a metal. Metals form positive ions (cations). A magnesium atom must lose two electrons to have the same number electrons as an atom of the previous noble gas, neon. Thus, a magnesium atom will form a cation with two fewer electrons than protons and a charge of 2+. The symbol for the ion is Mg^{2+} , and it is called a magnesium ion.

Nitrogen's position in the periodic table (group 15) reveals that it is a nonmetal. Nonmetals form negative ions (anions). A nitrogen atom must gain three electrons to have the same number of electrons as an atom of the following noble gas, neon. Thus, a nitrogen atom will form an anion with three more electrons than protons and a charge of 3-. The symbol for the ion is N^{3-} , and it is called a nitride ion.

Check Your Learning

Aluminum and carbon react to form an ionic compound. Predict which forms an anion, which forms a cation, and the charges of each ion. Write the symbol for each ion and name them.

Answer: Al will form a cation with a charge of 3+: Al^{3+} , an aluminum ion. Carbon will form an anion with a charge of 4-: C^{4-} , a carbide ion.

The ions that we have discussed so far are called **monatomic ions**, that is, they are ions formed from only one atom. We also find many **polyatomic ions**. These ions, which act as discrete units, are electrically charged molecules (a group of bonded atoms with an overall charge). Some of the more important polyatomic ions are listed in **Table 2.5**. **Oxyanions** are polyatomic ions that contain one or more oxygen atoms. At this point in your study of chemistry, you should memorize the names, formulas, and charges of the most common polyatomic ions. Because you will use them repeatedly, they will soon become familiar.

Common Polyatomic Ions

Name	Formula	Related Acid	Formula
ammonium	NH_4^+		
hydronium	H_3O^+		
oxide	O^{2-}		
peroxide	O_2^{2-}		
hydroxide	OH^-		
acetate	CH_3COO^-	acetic acid	CH_3COOH
cyanide	CN^-	hydrocyanic acid	HCN
azide	N_3^-	hydrazoic acid	HN_3
carbonate	CO_3^{2-}	carbonic acid	H_2CO_3
bicarbonate	HCO_3^-		
nitrate	NO_3^-	nitric acid	HNO_3
nitrite	NO_2^-	nitrous acid	HNO_2
sulfate	SO_4^{2-}	sulfuric acid	H_2SO_4

Table 2.5

Common Polyatomic Ions

Name	Formula	Related Acid	Formula
hydrogen sulfate	HSO_4^-		
sulfite	SO_3^{2-}	sulfurous acid	H_2SO_3
hydrogen sulfite	HSO_3^-		
phosphate	PO_4^{3-}	phosphoric acid	H_3PO_4
hydrogen phosphate	HPO_4^{2-}		
dihydrogen phosphate	H_2PO_4^-		
perchlorate	ClO_4^-	perchloric acid	HClO_4
chlorate	ClO_3^-	chloric acid	HClO_3
chlorite	ClO_2^-	chlorous acid	HClO_2
hypochlorite	ClO^-	hypochlorous acid	HClO
chromate	CrO_4^{2-}	chromic acid	$\text{H}_2\text{Cr}_2\text{O}_4$
dichromate	$\text{Cr}_2\text{O}_7^{2-}$	dichromic acid	$\text{H}_2\text{Cr}_2\text{O}_7$
permanganate	MnO_4^-	permanganic acid	HMnO_4

Table 2.5

Note that there is a system for naming some polyatomic ions; *-ate* and *-ite* are suffixes designating polyatomic ions containing more or fewer oxygen atoms. *Per-* (short for “hyper”) and *hypo-* (meaning “under”) are prefixes meaning more oxygen atoms than *-ate* and fewer oxygen atoms than *-ite*, respectively. For example, perchlorate is ClO_4^- , chlorate is ClO_3^- , chlorite is ClO_2^- and hypochlorite is ClO^- . Unfortunately, the number of oxygen atoms corresponding to a given suffix or prefix is not consistent; for example, nitrate is NO_3^- while sulfate is SO_4^{2-} . This will be covered in more detail in the next module on nomenclature.

The nature of the attractive forces that hold atoms or ions together within a compound is the basis for classifying chemical bonding. When electrons are transferred and ions form, **ionic bonds** result. Ionic bonds are electrostatic forces of attraction, that is, the attractive forces experienced between objects of opposite electrical charge (in this case, cations and anions). When electrons are “shared” and molecules form, **covalent bonds** result. Covalent bonds are the attractive forces between the positively charged nuclei of the bonded atoms and one or more pairs of electrons that are located between the atoms. Compounds are classified as ionic or molecular (covalent) on the basis of the bonds present in them.

Ionic Compounds

When an element composed of atoms that readily lose electrons (a metal) reacts with an element composed of atoms that readily gain electrons (a nonmetal), a transfer of electrons usually occurs, producing ions. The compound formed by this transfer is stabilized by the electrostatic attractions (ionic bonds) between the ions of opposite charge present in the compound. For example, when each sodium atom in a sample of sodium metal (group 1) gives up one electron to form a sodium cation, Na^+ , and each chlorine atom in a sample of chlorine gas (group 17) accepts one electron to form a chloride anion, Cl^- , the resulting compound, NaCl , is composed of sodium ions and chloride ions in the ratio

of one Na^+ ion for each Cl^- ion. Similarly, each calcium atom (group 2) can give up two electrons and transfer one to each of two chlorine atoms to form CaCl_2 , which is composed of Ca^{2+} and Cl^- ions in the ratio of one Ca^{2+} ion to two Cl^- ions.

A compound that contains ions and is held together by ionic bonds is called an **ionic compound**. The periodic table can help us recognize many of the compounds that are ionic: When a metal is combined with one or more nonmetals, the compound is usually ionic. This guideline works well for predicting ionic compound formation for most of the compounds typically encountered in an introductory chemistry course. However, it is not always true (for example, aluminum chloride, AlCl_3 , is not ionic).

You can often recognize ionic compounds because of their properties. Ionic compounds are solids that typically melt at high temperatures and boil at even higher temperatures. For example, sodium chloride melts at 801°C and boils at 1413°C . (As a comparison, the molecular compound water melts at 0°C and boils at 100°C .) In solid form, an ionic compound is not electrically conductive because its ions are unable to flow (“electricity” is the flow of charged particles). When molten, however, it can conduct electricity because its ions are able to move freely through the liquid (**Figure 2.30**).




Figure 2.30 Sodium chloride melts at 801°C and conducts electricity when molten. (credit: modification of work by Mark Blaser and Matt Evans)

Link to Learning



Watch this [video \(http://openstaxcollege.org//16moltensalt\)](http://openstaxcollege.org//16moltensalt) to see a mixture of salts melt and conduct electricity.

In every ionic compound, the total number of positive charges of the cations equals the total number of negative charges of the anions. Thus, ionic compounds are electrically neutral overall, even though they contain positive and negative ions. We can use this observation to help us write the formula of an ionic compound. The formula of an ionic compound must have a ratio of ions such that the numbers of positive and negative charges are equal.

Example 2.10

Predicting the Formula of an Ionic Compound

The gemstone sapphire (Figure 2.31) is mostly a compound of aluminum and oxygen that contains aluminum cations, Al^{3+} , and oxygen anions, O^{2-} . What is the formula of this compound?



Figure 2.31 Although pure aluminum oxide is colorless, trace amounts of iron and titanium give blue sapphire its characteristic color. (credit: modification of work by Stanislav Doronenko)

Solution

Because the ionic compound must be electrically neutral, it must have the same number of positive and negative charges. Two aluminum ions, each with a charge of $3+$, would give us six positive charges, and three oxide ions, each with a charge of $2-$, would give us six negative charges. The formula would be Al_2O_3 .

Check Your Learning

Predict the formula of the ionic compound formed between the sodium cation, Na^+ , and the sulfide anion, S^{2-} .

Answer: Na_2S

Many ionic compounds contain polyatomic ions (Table 2.5) as the cation, the anion, or both. As with simple ionic compounds, these compounds must also be electrically neutral, so their formulas can be predicted by treating the polyatomic ions as discrete units. We use parentheses in a formula to indicate a group of atoms that behave as a unit. For example, the formula for calcium phosphate, one of the minerals in our bones, is $\text{Ca}_3(\text{PO}_4)_2$. This formula indicates that there are three calcium ions (Ca^{2+}) for every two phosphate (PO_4^{3-}) groups. The PO_4^{3-} groups are discrete units, each consisting of one phosphorus atom and four oxygen atoms, and having an overall charge of $3-$. The compound is electrically neutral, and its formula shows a total count of three Ca, two P, and eight O atoms.

Example 2.11

Predicting the Formula of a Compound with a Polyatomic Anion

Baking powder contains calcium dihydrogen phosphate, an ionic compound composed of the ions Ca^{2+} and H_2PO_4^- . What is the formula of this compound?

Solution

The positive and negative charges must balance, and this ionic compound must be electrically neutral. Thus, we must have two negative charges to balance the $2+$ charge of the calcium ion. This requires a ratio of one Ca^{2+} ion to two H_2PO_4^- ions. We designate this by enclosing the formula for the dihydrogen phosphate ion in parentheses and adding a subscript 2. The formula is $\text{Ca}(\text{H}_2\text{PO}_4)_2$.

Check Your Learning

Predict the formula of the ionic compound formed between the lithium ion and the peroxide ion, O_2^{2-} (Hint: Use the periodic table to predict the sign and the charge on the lithium ion.)

Answer: Li_2O_2

Because an ionic compound is not made up of single, discrete molecules, it may not be properly symbolized using a *molecular* formula. Instead, ionic compounds must be symbolized by a formula indicating the *relative numbers* of its constituent cations. For compounds containing only monatomic ions (such as NaCl) and for many compounds containing polyatomic ions (such as CaSO_4), these formulas are just the empirical formulas introduced earlier in this chapter. However, the formulas for some ionic compounds containing polyatomic ions are not empirical formulas. For example, the ionic compound sodium oxalate is comprised of Na^+ and $\text{C}_2\text{O}_4^{2-}$ ions combined in a 2:1 ratio, and its formula is written as $\text{Na}_2\text{C}_2\text{O}_4$. The subscripts in this formula are not the smallest-possible whole numbers, as each can be divided by 2 to yield the empirical formula, NaCO_2 . This is not the accepted formula for sodium oxalate, however, as it does not accurately represent the compound's polyatomic anion, $\text{C}_2\text{O}_4^{2-}$.

Molecular Compounds

Many compounds do not contain ions but instead consist solely of discrete, neutral molecules. These **molecular compounds** (covalent compounds) result when atoms share, rather than transfer (gain or lose), electrons. Covalent bonding is an important and extensive concept in chemistry, and it will be treated in considerable detail in a later chapter of this text. We can often identify molecular compounds on the basis of their physical properties. Under normal conditions, molecular compounds often exist as gases, low-boiling liquids, and low-melting solids, although many important exceptions exist.

Whereas ionic compounds are usually formed when a metal and a nonmetal combine, covalent compounds are usually formed by a combination of nonmetals. Thus, the periodic table can help us recognize many of the compounds that are covalent. While we can use the positions of a compound's elements in the periodic table to predict whether it is ionic or covalent at this point in our study of chemistry, you should be aware that this is a very simplistic approach that does not account for a number of interesting exceptions. Shades of gray exist between ionic and molecular compounds, and you'll learn more about those later.

Example 2.12

Predicting the Type of Bonding in Compounds

Predict whether the following compounds are ionic or molecular:

- (a) KI , the compound used as a source of iodine in table salt
- (b) H_2O_2 , the bleach and disinfectant hydrogen peroxide
- (c) CHCl_3 , the anesthetic chloroform
- (d) Li_2CO_3 , a source of lithium in antidepressants

Solution

- (a) Potassium (group 1) is a metal, and iodine (group 17) is a nonmetal; KI is predicted to be ionic.
- (b) Hydrogen (group 1) is a nonmetal, and oxygen (group 16) is a nonmetal; H_2O_2 is predicted to be molecular.
- (c) Carbon (group 14) is a nonmetal, hydrogen (group 1) is a nonmetal, and chlorine (group 17) is a nonmetal; CHCl_3 is predicted to be molecular.

(d) Lithium (group 1A) is a metal, and carbonate is a polyatomic ion; Li_2CO_3 is predicted to be ionic.

Check Your Learning

Using the periodic table, predict whether the following compounds are ionic or covalent:

(a) SO_2

(b) CaF_2

(c) N_2H_4

(d) $\text{Al}_2(\text{SO}_4)_3$

Answer: (a) molecular; (b) ionic; (c) molecular; (d) ionic

2.7 Chemical Nomenclature

By the end of this module, you will be able to:

- Derive names for common types of inorganic compounds using a systematic approach

Nomenclature, a collection of rules for naming things, is important in science and in many other situations. This module describes an approach that is used to name simple ionic and molecular compounds, such as NaCl , CaCO_3 , and N_2O_4 . The simplest of these are **binary compounds**, those containing only two elements, but we will also consider how to name ionic compounds containing polyatomic ions, and one specific, very important class of compounds known as acids (subsequent chapters in this text will focus on these compounds in great detail). We will limit our attention here to inorganic compounds, compounds that are composed principally of elements other than carbon, and will follow the nomenclature guidelines proposed by IUPAC. The rules for organic compounds, in which carbon is the principle element, will be treated in a later chapter on organic chemistry.

Ionic Compounds

To name an inorganic compound, we need to consider the answers to several questions. First, is the compound ionic or molecular? If the compound is ionic, does the metal form ions of only one type (fixed charge) or more than one type (variable charge)? Are the ions monatomic or polyatomic? If the compound is molecular, does it contain hydrogen? If so, does it also contain oxygen? From the answers we derive, we place the compound in an appropriate category and then name it accordingly.

Compounds Containing Only Monatomic Ions

The name of a binary compound containing monatomic ions consists of the name of the cation (the name of the metal) followed by the name of the anion (the name of the nonmetallic element with its ending replaced by the suffix *-ide*). Some examples are given in **Table 2.6**.

Names of Some Ionic Compounds

NaCl , sodium chloride	Na_2O , sodium oxide
KBr , potassium bromide	CdS , cadmium sulfide
CaI_2 , calcium iodide	Mg_3N_2 , magnesium nitride
CsF , cesium fluoride	Ca_3P_2 , calcium phosphide

Table 2.6

Names of Some Ionic Compounds

LiCl, lithium chloride	Al ₄ C ₃ , aluminum carbide
------------------------	---

Table 2.6

Compounds Containing Polyatomic Ions

Compounds containing polyatomic ions are named similarly to those containing only monatomic ions, except there is no need to change to an *-ide* ending, since the suffix is already present in the name of the anion. Examples are shown in Table 2.7.

Names of Some Polyatomic Ionic Compounds

KC ₂ H ₃ O ₂ , potassium acetate	(NH ₄)Cl, ammonium chloride
NaHCO ₃ , sodium bicarbonate	CaSO ₄ , calcium sulfate
Al ₂ (CO ₃) ₃ , aluminum carbonate	Mg ₃ (PO ₄) ₂ , magnesium phosphate

Table 2.7

Chemistry in Everyday Life

Ionic Compounds in Your Cabinets

Every day you encounter and use a large number of ionic compounds. Some of these compounds, where they are found, and what they are used for are listed in Table 2.8. Look at the label or ingredients list on the various products that you use during the next few days, and see if you run into any of those in this table, or find other ionic compounds that you could now name or write as a formula.

Everyday Ionic Compounds

Ionic Compound	Use
NaCl, sodium chloride	ordinary table salt
KI, potassium iodide	added to "iodized" salt for thyroid health
NaF, sodium fluoride	ingredient in toothpaste
NaHCO ₃ , sodium bicarbonate	baking soda; used in cooking (and as antacid)
Na ₂ CO ₃ , sodium carbonate	washing soda; used in cleaning agents
NaOCl, sodium hypochlorite	active ingredient in household bleach
CaCO ₃ , calcium carbonate	ingredient in antacids
Mg(OH) ₂ , magnesium hydroxide	ingredient in antacids
Al(OH) ₃ , aluminum hydroxide	ingredient in antacids
NaOH, sodium hydroxide	lye; used as drain cleaner
K ₃ PO ₄ , potassium phosphate	food additive (many purposes)

Everyday Ionic Compounds

Ionic Compound	Use
MgSO ₄ , magnesium sulfate	added to purified water
Na ₂ HPO ₄ , sodium hydrogen phosphate	anti-caking agent; used in powdered products
Na ₂ SO ₃ , sodium sulfite	preservative

Table 2.8

Compounds Containing a Metal Ion with a Variable Charge

Most of the transition metals can form two or more cations with different charges. Compounds of these metals with nonmetals are named with the same method as compounds in the first category, except the charge of the metal ion is specified by a Roman numeral in parentheses after the name of the metal. The charge of the metal ion is determined from the formula of the compound and the charge of the anion. For example, consider binary ionic compounds of iron and chlorine. Iron typically exhibits a charge of either 2+ or 3+ (see **Figure 2.29**), and the two corresponding compound formulas are FeCl₂ and FeCl₃. The simplest name, “iron chloride,” will, in this case, be ambiguous, as it does not distinguish between these two compounds. In cases like this, the charge of the metal ion is included as a Roman numeral in parentheses immediately following the metal name. These two compounds are then unambiguously named iron(II) chloride and iron(III) chloride, respectively. Other examples are provided in **Table 2.9**.

Names of Some Transition Metal Ionic Compounds

Transition Metal Ionic Compound	Name
FeCl ₃	iron(III) chloride
Hg ₂ O	mercury(I) oxide
HgO	mercury(II) oxide
Cu ₃ (PO ₄) ₂	copper(II) phosphate

Table 2.9

Out-of-date nomenclature used the suffixes *-ic* and *-ous* to designate metals with higher and lower charges, respectively: Iron(III) chloride, FeCl₃, was previously called ferric chloride, and iron(II) chloride, FeCl₂, was known as ferrous chloride. Though this naming convention has been largely abandoned by the scientific community, it remains in use by some segments of industry. For example, you may see the words *stannous fluoride* on a tube of toothpaste. This represents the formula SnF₂, which is more properly named tin(II) fluoride. The other fluoride of tin is SnF₄, which was previously called stannic fluoride but is now named tin(IV) fluoride.

Example 2.13

Naming Ionic Compounds

Name the following ionic compounds, which contain a metal that can have more than one ionic charge:

- (a) Fe_2S_3
- (b) CuSe
- (c) GaN
- (d) CrCl_3
- (e) $\text{Ti}_2(\text{SO}_4)_3$

Solution

The anions in these compounds have a fixed negative charge (S^{2-} , Se^{2-} , N^{3-} , Cl^- , and SO_4^{2-}), and the compounds must be neutral. Because the total number of positive charges in each compound must equal the total number of negative charges, the positive ions must be Fe^{3+} , Cu^{2+} , Ga^{3+} , Cr^{4+} , and Ti^{3+} . These charges are used in the names of the metal ions:

- (a) iron(III) sulfide
- (b) copper(II) selenide
- (c) gallium(III) nitride
- (d) chromium(III) chloride
- (e) titanium(III) sulfate

Check Your Learning

Write the formulas of the following ionic compounds:

- (a) chromium(III) phosphide
- (b) mercury(II) sulfide
- (c) manganese(II) phosphate
- (d) copper(I) oxide
- (e) chromium(VI) fluoride

Answer: (a) CrP ; (b) HgS ; (c) $\text{Mn}_3(\text{PO}_4)_2$; (d) Cu_2O ; (e) CrF_6

Chemistry in Everyday Life

Erin Brokovich and Chromium Contamination

In the early 1990s, legal file clerk Erin Brockovich (**Figure 2.32**) discovered a high rate of serious illnesses in the small town of Hinckley, California. Her investigation eventually linked the illnesses to groundwater contaminated by Cr(VI) used by Pacific Gas & Electric (PG&E) to fight corrosion in a nearby natural gas pipeline. As dramatized in the film *Erin Brokovich* (for which Julia Roberts won an Oscar), Erin and lawyer Edward Masry sued PG&E for contaminating the water near Hinckley in 1993. The settlement they won in 1996—\$333 million—was the largest amount ever awarded for a direct-action lawsuit in the US at that time.

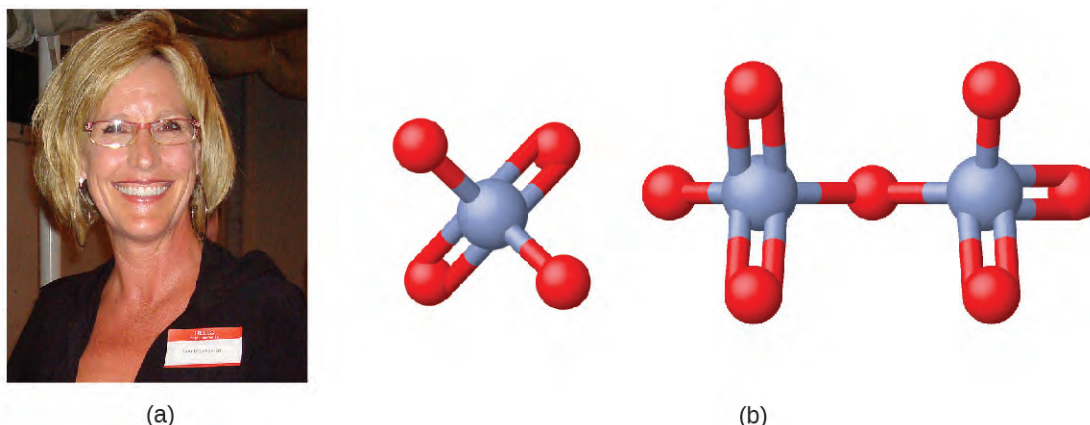


Figure 2.32 (a) Erin Brockovich found that Cr(IV), used by PG&E, had contaminated the Hinckley, California, water supply. (b) The Cr(VI) ion is often present in water as the polyatomic ions chromate, CrO_4^{2-} (left), and dichromate, $\text{Cr}_2\text{O}_7^{2-}$ (right).

Chromium compounds are widely used in industry, such as for chrome plating, in dye-making, as preservatives, and to prevent corrosion in cooling tower water, as occurred near Hinckley. In the environment, chromium exists primarily in either the Cr(III) or Cr(VI) forms. Cr(III), an ingredient of many vitamin and nutritional supplements, forms compounds that are not very soluble in water, and it has low toxicity. But Cr(VI) is much more toxic and forms compounds that are reasonably soluble in water. Exposure to small amounts of Cr(VI) can lead to damage of the respiratory, gastrointestinal, and immune systems, as well as the kidneys, liver, blood, and skin.

Despite cleanup efforts, Cr(VI) groundwater contamination remains a problem in Hinckley and other locations across the globe. A 2010 study by the Environmental Working Group found that of 35 US cities tested, 31 had higher levels of Cr(VI) in their tap water than the public health goal of 0.02 parts per billion set by the California Environmental Protection Agency.

Molecular (Covalent) Compounds

The bonding characteristics of inorganic molecular compounds are different from ionic compounds, and they are named using a different system as well. The charges of cations and anions dictate their ratios in ionic compounds, so specifying the names of the ions provides sufficient information to determine chemical formulas. However, because covalent bonding allows for significant variation in the combination ratios of the atoms in a molecule, the names for molecular compounds must explicitly identify these ratios.

Compounds Composed of Two Elements

When two nonmetallic elements form a molecular compound, several combination ratios are often possible. For example, carbon and oxygen can form the compounds CO and CO_2 . Since these are different substances with different properties, they cannot both have the same name (they cannot both be called carbon oxide). To deal with this situation, we use a naming method that is somewhat similar to that used for ionic compounds, but with added prefixes to specify the numbers of atoms of each element. The name of the more metallic element (the one farther to the left and/or bottom of the periodic table) is first, followed by the name of the more nonmetallic element (the one farther to the right and/or top) with its ending changed to the suffix *-ide*. The numbers of atoms of each element are designated by the Greek prefixes shown in **Table 2.10**.

Nomenclature Prefixes

Number	Prefix		Number	Prefix
1 (sometimes omitted)	mono-		6	hexa-
2	di-		7	hepta-
3	tri-		8	octa-
4	tetra-		9	nona-
5	penta-		10	deca-

Table 2.10

When only one atom of the first element is present, the prefix *mono-* is usually deleted from that part. Thus, CO is named carbon monoxide, and CO₂ is called carbon dioxide. When two vowels are adjacent, the *a* in the Greek prefix is usually dropped. Some other examples are shown in **Table 2.11**.

Names of Some Molecular Compounds Composed of Two Elements

Compound	Name		Compound	Name
SO ₂	sulfur dioxide		BCl ₃	boron trichloride
SO ₃	sulfur trioxide		SF ₆	sulfur hexafluoride
NO ₂	nitrogen dioxide		PF ₅	phosphorus pentafluoride
N ₂ O ₄	dinitrogen tetroxide		P ₄ O ₁₀	tetraphosphorus decaoxide
N ₂ O ₅	dinitrogen pentoxide		IF ₇	iodine heptafluoride

Table 2.11

There are a few common names that you will encounter as you continue your study of chemistry. For example, although NO is often called nitric oxide, its proper name is nitrogen monoxide. Similarly, N₂O is known as nitrous oxide even though our rules would specify the name dinitrogen monoxide. (And H₂O is usually called water, not dihydrogen monoxide.) You should commit to memory the common names of compounds as you encounter them.

Example 2.14

Naming Covalent Compounds

Name the following covalent compounds:

- SF₆
- N₂O₃
- Cl₂O₇
- P₄O₆

Solution

Because these compounds consist solely of nonmetals, we use prefixes to designate the number of atoms of each element:

- sulfur hexafluoride

- (b) dinitrogen trioxide
- (c) dichlorine heptoxide
- (d) tetraphosphorus hexoxide

Check Your Learning

Write the formulas for the following compounds:

- (a) phosphorus pentachloride
- (b) dinitrogen monoxide
- (c) iodine heptafluoride
- (d) carbon tetrachloride

Answer: (a) PCl_5 ; (b) N_2O ; (c) IF_7 ; (d) CCl_4

Link to Learning



The following [website \(http://openstaxcollege.org//16chemcompname\)](http://openstaxcollege.org//16chemcompname) provides practice with naming chemical compounds and writing chemical formulas. You can choose binary, polyatomic, and variable charge ionic compounds, as well as molecular compounds.

Binary Acids

Some compounds containing hydrogen are members of an important class of substances known as acids. The chemistry of these compounds is explored in more detail in later chapters of this text, but for now, it will suffice to note that many acids release hydrogen ions, H^+ , when dissolved in water. To denote this distinct chemical property, a mixture of water with an acid is given a name derived from the compound's name. If the compound is a **binary acid** (comprised of hydrogen and one other nonmetallic element):

1. The word "hydrogen" is changed to the prefix *hydro-*
2. The other nonmetallic element name is modified by adding the suffix *-ic*
3. The word "acid" is added as a second word

For example, when the gas HCl (hydrogen chloride) is dissolved in water, the solution is called *hydrochloric acid*. Several other examples of this nomenclature are shown in **Table 2.12**.

Names of Some Simple Acids

Name of Gas	Name of Acid
$\text{HF}(g)$, hydrogen fluoride	$\text{HF}(aq)$, hydrofluoric acid
$\text{HCl}(g)$, hydrogen chloride	$\text{HCl}(aq)$, hydrochloric acid
$\text{HBr}(g)$, hydrogen bromide	$\text{HBr}(aq)$, hydrobromic acid
$\text{HI}(g)$, hydrogen iodide	$\text{HI}(aq)$, hydroiodic acid
$\text{H}_2\text{S}(g)$, hydrogen sulfide	$\text{H}_2\text{S}(aq)$, hydrosulfuric acid

Table 2.12

Oxyacids

Many compounds containing three or more elements (such as organic compounds or coordination compounds) are subject to specialized nomenclature rules that you will learn later. However, we will briefly discuss the important compounds known as **oxyacids**, compounds that contain hydrogen, oxygen, and at least one other element, and are bonded in such a way as to impart acidic properties to the compound (you will learn the details of this in a later chapter). Typical oxyacids consist of hydrogen combined with a polyatomic, oxygen-containing ion. To name oxyacids:

1. Omit “hydrogen”
2. Start with the root name of the anion
3. Replace *-ate* with *-ic*, or *-ite* with *-ous*
4. Add “acid”

For example, consider H_2CO_3 (which you might be tempted to call “hydrogen carbonate”). To name this correctly, “hydrogen” is omitted; the *-ate* of carbonate is replaced with *-ic*; and acid is added—so its name is carbonic acid. Other examples are given in **Table 2.13**. There are some exceptions to the general naming method (e.g., H_2SO_4 is called sulfuric acid, not sulfic acid, and H_2SO_3 is sulfurous, not sulfous, acid).

Names of Common Oxyacids

Formula	Anion Name	Acid Name
$\text{HC}_2\text{H}_3\text{O}_2$	acetate	acetic acid
HNO_3	nitrate	nitric acid
HNO_2	nitrite	nitrous acid
HClO_4	perchlorate	perchloric acid
H_2CO_3	carbonate	carbonic acid
H_2SO_4	sulfate	sulfuric acid
H_2SO_3	sulfite	sulfurous acid
H_3PO_4	phosphate	phosphoric acid

Table 2.13

Key Terms

actinide inner transition metal in the bottom of the bottom two rows of the periodic table

alkali metal element in group 1

alkaline earth metal element in group 2

alpha particle (α particle) positively charged particle consisting of two protons and two neutrons

anion negatively charged atom or molecule (contains more electrons than protons)

atomic mass average mass of atoms of an element, expressed in amu

atomic mass unit (amu) (also, unified atomic mass unit, u, or Dalton, Da) unit of mass equal to $\frac{1}{12}$ of the mass of a ^{12}C atom

atomic number (Z) number of protons in the nucleus of an atom

binary acid compound that contains hydrogen and one other element, bonded in a way that imparts acidic properties to the compound (ability to release H^+ ions when dissolved in water)

binary compound compound containing two different elements.

cation positively charged atom or molecule (contains fewer electrons than protons)

chalcogen element in group 16

chemical symbol one-, two-, or three-letter abbreviation used to represent an element or its atoms

covalent bond attractive force between the nuclei of a molecule's atoms and pairs of electrons between the atoms

covalent compound (also, molecular compound) composed of molecules formed by atoms of two or more different elements

Dalton (Da) alternative unit equivalent to the atomic mass unit

Dalton's atomic theory set of postulates that established the fundamental properties of atoms

electron negatively charged, subatomic particle of relatively low mass located outside the nucleus

empirical formula formula showing the composition of a compound given as the simplest whole-number ratio of atoms

fundamental unit of charge (also called the elementary charge) equals the magnitude of the charge of an electron (e) with $e = 1.602 \times 10^{-19} \text{ C}$

group vertical column of the periodic table

halogen element in group 17

inert gas (also, noble gas) element in group 18

inner transition metal (also, lanthanide or actinide) element in the bottom two rows; if in the first row, also called lanthanide, or if in the second row, also called actinide

ion electrically charged atom or molecule (contains unequal numbers of protons and electrons)

- ionic bond** electrostatic forces of attraction between the oppositely charged ions of an ionic compound
- ionic compound** compound composed of cations and anions combined in ratios, yielding an electrically neutral substance
- isomers** compounds with the same chemical formula but different structures
- isotopes** atoms that contain the same number of protons but different numbers of neutrons
- lanthanide** inner transition metal in the top of the bottom two rows of the periodic table
- law of constant composition** (also, law of definite proportions) all samples of a pure compound contain the same elements in the same proportions by mass
- law of definite proportions** (also, law of constant composition) all samples of a pure compound contain the same elements in the same proportions by mass
- law of multiple proportions** when two elements react to form more than one compound, a fixed mass of one element will react with masses of the other element in a ratio of small whole numbers
- main-group element** (also, representative element) element in columns 1, 2, and 12–18
- mass number (A)** sum of the numbers of neutrons and protons in the nucleus of an atom
- metal** element that is shiny, malleable, good conductor of heat and electricity
- metalloid** element that conducts heat and electricity moderately well, and possesses some properties of metals and some properties of nonmetals
- molecular compound** (also, covalent compound) composed of molecules formed by atoms of two or more different elements
- molecular formula** formula indicating the composition of a molecule of a compound and giving the actual number of atoms of each element in a molecule of the compound.
- monatomic ion** ion composed of a single atom
- neutron** uncharged, subatomic particle located in the nucleus
- noble gas** (also, inert gas) element in group 18
- nomenclature** system of rules for naming objects of interest
- nonmetal** element that appears dull, poor conductor of heat and electricity
- nucleus** massive, positively charged center of an atom made up of protons and neutrons
- oxyacid** compound that contains hydrogen, oxygen, and one other element, bonded in a way that imparts acidic properties to the compound (ability to release H^+ ions when dissolved in water)
- oxyanion** polyatomic anion composed of a central atom bonded to oxygen atoms
- period** (also, series) horizontal row of the periodic table
- periodic law** properties of the elements are periodic function of their atomic numbers.
- periodic table** table of the elements that places elements with similar chemical properties close together

pnictogen element in group 15

polyatomic ion ion composed of more than one atom

proton positively charged, subatomic particle located in the nucleus

representative element (also, main-group element) element in columns 1, 2, and 12–18

series (also, period) horizontal row of the period table

spatial isomers compounds in which the relative orientations of the atoms in space differ

structural formula shows the atoms in a molecule and how they are connected

structural isomer one of two substances that have the same molecular formula but different physical and chemical properties because their atoms are bonded differently

transition metal element in columns 3–11

unified atomic mass unit (u) alternative unit equivalent to the atomic mass unit

Key Equations

- average mass = $\sum_i (\text{fractional abundance} \times \text{isotopic mass})_i$

Summary

2.1 Early Ideas in Atomic Theory

The ancient Greeks proposed that matter consists of extremely small particles called atoms. Dalton postulated that each element has a characteristic type of atom that differs in properties from atoms of all other elements, and that atoms of different elements can combine in fixed, small, whole-number ratios to form compounds. Samples of a particular compound all have the same elemental proportions by mass. When two elements form different compounds, a given mass of one element will combine with masses of the other element in a small, whole-number ratio. During any chemical change, atoms are neither created nor destroyed.

2.2 Evolution of Atomic Theory

Although no one has actually seen the inside of an atom, experiments have demonstrated much about atomic structure. Thomson's cathode ray tube showed that atoms contain small, negatively charged particles called electrons. Millikan discovered that there is a fundamental electric charge—the charge of an electron. Rutherford's gold foil experiment showed that atoms have a small, dense, positively charged nucleus; the positively charged particles within the nucleus are called protons. Chadwick discovered that the nucleus also contains neutral particles called neutrons. Soddy demonstrated that atoms of the same element can differ in mass; these are called isotopes.

2.3 Atomic Structure and Symbolism

An atom consists of a small, positively charged nucleus surrounded by electrons. The nucleus contains protons and neutrons; its diameter is about 100,000 times smaller than that of the atom. The mass of one atom is usually expressed in atomic mass units (amu), which is referred to as the atomic mass. An amu is defined as exactly $\frac{1}{12}$ of the mass of a carbon-12 atom and is equal to 1.6605×10^{-24} g.

Protons are relatively heavy particles with a charge of 1+ and a mass of 1.0073 amu. Neutrons are relatively heavy particles with no charge and a mass of 1.0087 amu. Electrons are light particles with a charge of 1- and a mass of 0.00055 amu. The number of protons in the nucleus is called the atomic number (Z) and is the property that defines an atom's elemental identity. The sum of the numbers of protons and neutrons in the nucleus is called the mass number

and, expressed in amu, is approximately equal to the mass of the atom. An atom is neutral when it contains equal numbers of electrons and protons.

Isotopes of an element are atoms with the same atomic number but different mass numbers; isotopes of an element, therefore, differ from each other only in the number of neutrons within the nucleus. When a naturally occurring element is composed of several isotopes, the atomic mass of the element represents the average of the masses of the isotopes involved. A chemical symbol identifies the atoms in a substance using symbols, which are one-, two-, or three-letter abbreviations for the atoms.

2.4 Chemical Formulas

A molecular formula uses chemical symbols and subscripts to indicate the exact numbers of different atoms in a molecule or compound. An empirical formula gives the simplest, whole-number ratio of atoms in a compound. A structural formula indicates the bonding arrangement of the atoms in the molecule. Ball-and-stick and space-filling models show the geometric arrangement of atoms in a molecule. Isomers are compounds with the same molecular formula but different arrangements of atoms.

2.5 The Periodic Table

The discovery of the periodic recurrence of similar properties among the elements led to the formulation of the periodic table, in which the elements are arranged in order of increasing atomic number in rows known as periods and columns known as groups. Elements in the same group of the periodic table have similar chemical properties. Elements can be classified as metals, metalloids, and nonmetals, or as a main-group elements, transition metals, and inner transition metals. Groups are numbered 1–18 from left to right. The elements in group 1 are known as the alkali metals; those in group 2 are the alkaline earth metals; those in 15 are the pnictogens; those in 16 are the chalcogens; those in 17 are the halogens; and those in 18 are the noble gases.

2.6 Molecular and Ionic Compounds

Metals (particularly those in groups 1 and 2) tend to lose the number of electrons that would leave them with the same number of electrons as in the preceding noble gas in the periodic table. By this means, a positively charged ion is formed. Similarly, nonmetals (especially those in groups 16 and 17, and, to a lesser extent, those in Group 15) can gain the number of electrons needed to provide atoms with the same number of electrons as in the next noble gas in the periodic table. Thus, nonmetals tend to form negative ions. Positively charged ions are called cations, and negatively charged ions are called anions. Ions can be either monatomic (containing only one atom) or polyatomic (containing more than one atom).

Compounds that contain ions are called ionic compounds. Ionic compounds generally form from metals and nonmetals. Compounds that do not contain ions, but instead consist of atoms bonded tightly together in molecules (uncharged groups of atoms that behave as a single unit), are called covalent compounds. Covalent compounds usually form from two nonmetals.

2.7 Chemical Nomenclature

Chemists use nomenclature rules to clearly name compounds. Ionic and molecular compounds are named using somewhat-different methods. Binary ionic compounds typically consist of a metal and a nonmetal. The name of the metal is written first, followed by the name of the nonmetal with its ending changed to *-ide*. For example, K_2O is called potassium oxide. If the metal can form ions with different charges, a Roman numeral in parentheses follows the name of the metal to specify its charge. Thus, $FeCl_2$ is iron(II) chloride and $FeCl_3$ is iron(III) chloride. Some compounds contain polyatomic ions; the names of common polyatomic ions should be memorized. Molecular compounds can form compounds with different ratios of their elements, so prefixes are used to specify the numbers of atoms of each element in a molecule of the compound. Examples include SF_6 , sulfur hexafluoride, and N_2O_4 , dinitrogen tetroxide. Acids are an important class of compounds containing hydrogen and having special nomenclature rules. Binary acids are named using the prefix *hydro-*, changing the *-ide* suffix to *-ic*, and adding “acid;” HCl is hydrochloric acid. Oxyacids are named by changing the ending of the anion to *-ic*, and adding “acid;” H_2CO_3 is carbonic acid.

Exercises

2.1 Early Ideas in Atomic Theory

1. In the following drawing, the green spheres represent atoms of a certain element. The purple spheres represent atoms of another element. If the spheres of different elements touch, they are part of a single unit of a compound. The following chemical change represented by these spheres may violate one of the ideas of Dalton's atomic theory. Which one?



2. Which postulate of Dalton's theory is consistent with the following observation concerning the weights of reactants and products? When 100 grams of solid calcium carbonate is heated, 44 grams of carbon dioxide and 56 grams of calcium oxide are produced.
3. Identify the postulate of Dalton's theory that is violated by the following observations: 59.95% of one sample of titanium dioxide is titanium; 60.10% of a different sample of titanium dioxide is titanium.
4. Samples of compound X, Y, and Z are analyzed, with results shown here.

Compound	Description	Mass of Carbon	Mass of Hydrogen
X	clear, colorless, liquid with strong odor	1.776 g	0.148 g
Y	clear, colorless, liquid with strong odor	1.974 g	0.329 g
Z	clear, colorless, liquid with strong odor	7.812 g	0.651 g

Do these data provide example(s) of the law of definite proportions, the law of multiple proportions, neither, or both? What do these data tell you about compounds X, Y, and Z?

2.2 Evolution of Atomic Theory

5. The existence of isotopes violates one of the original ideas of Dalton's atomic theory. Which one?
6. How are electrons and protons similar? How are they different?
7. How are protons and neutrons similar? How are they different?
8. Predict and test the behavior of α particles fired at a "plum pudding" model atom.
- (a) Predict the paths taken by α particles that are fired at atoms with a Thomson's plum pudding model structure. Explain why you expect the α particles to take these paths.
- (b) If α particles of higher energy than those in (a) are fired at plum pudding atoms, predict how their paths will differ from the lower-energy α particle paths. Explain your reasoning.
- (c) Now test your predictions from (a) and (b). Open the **Rutherford Scattering simulation** (<http://openstaxcollege.org//16PhetScatter>) and select the "Plum Pudding Atom" tab. Set "Alpha Particles Energy" to "min," and select "show traces." Click on the gun to start firing α particles. Does this match your prediction from (a)? If not, explain why the actual path would be that shown in the simulation. Hit the pause button, or "Reset All." Set "Alpha Particles Energy" to "max," and start firing α particles. Does this match your prediction from (b)? If not, explain the effect of increased energy on the actual paths as shown in the simulation.
9. Predict and test the behavior of α particles fired at a Rutherford atom model.
- (a) Predict the paths taken by α particles that are fired at atoms with a Rutherford atom model structure. Explain why you expect the α particles to take these paths.
- (b) If α particles of higher energy than those in (a) are fired at Rutherford atoms, predict how their paths will differ from the lower-energy α particle paths. Explain your reasoning.

(c) Predict how the paths taken by the α particles will differ if they are fired at Rutherford atoms of elements other than gold. What factor do you expect to cause this difference in paths, and why?

(d) Now test your predictions from (a), (b), and (c). Open the **Rutherford Scattering simulation** (<http://openstaxcollege.org//16PhetScatter>) and select the “Rutherford Atom” tab. Due to the scale of the simulation, it is best to start with a small nucleus, so select “20” for both protons and neutrons, “min” for energy, show traces, and then start firing α particles. Does this match your prediction from (a)? If not, explain why the actual path would be that shown in the simulation. Pause or reset, set energy to “max,” and start firing α particles. Does this match your prediction from (b)? If not, explain the effect of increased energy on the actual path as shown in the simulation. Pause or reset, select “40” for both protons and neutrons, “min” for energy, show traces, and fire away. Does this match your prediction from (c)? If not, explain why the actual path would be that shown in the simulation. Repeat this with larger numbers of protons and neutrons. What generalization can you make regarding the type of atom and effect on the path of α particles? Be clear and specific.

2.3 Atomic Structure and Symbolism

10. In what way are isotopes of a given element always different? In what way(s) are they always the same?

11. Write the symbol for each of the following ions:

- (a) the ion with a 1+ charge, atomic number 55, and mass number 133
- (b) the ion with 54 electrons, 53 protons, and 74 neutrons
- (c) the ion with atomic number 15, mass number 31, and a 3- charge
- (d) the ion with 24 electrons, 30 neutrons, and a 3+ charge

12. Write the symbol for each of the following ions:

- (a) the ion with a 3+ charge, 28 electrons, and a mass number of 71
- (b) the ion with 36 electrons, 35 protons, and 45 neutrons
- (c) the ion with 86 electrons, 142 neutrons, and a 4+ charge
- (d) the ion with a 2+ charge, atomic number 38, and mass number 87

13. Open the **Build an Atom simulation** (<http://openstaxcollege.org//16PhetAtomBld>) and click on the Atom icon.

- (a) Pick any one of the first 10 elements that you would like to build and state its symbol.
- (b) Drag protons, neutrons, and electrons onto the atom template to make an atom of your element. State the numbers of protons, neutrons, and electrons in your atom, as well as the net charge and mass number.
- (c) Click on “Net Charge” and “Mass Number,” check your answers to (b), and correct, if needed.
- (d) Predict whether your atom will be stable or unstable. State your reasoning.
- (e) Check the “Stable/Unstable” box. Was your answer to (d) correct? If not, first predict what you can do to make a stable atom of your element, and then do it and see if it works. Explain your reasoning.

14. Open the **Build an Atom simulation** (<http://openstaxcollege.org//16PhetAtomBld>)

- (a) Drag protons, neutrons, and electrons onto the atom template to make a neutral atom of Oxygen-16 and give the isotope symbol for this atom.
- (b) Now add two more electrons to make an ion and give the symbol for the ion you have created.

15. Open the **Build an Atom simulation** (<http://openstaxcollege.org//16PhetAtomBld>)

- (a) Drag protons, neutrons, and electrons onto the atom template to make a neutral atom of Lithium-6 and give the isotope symbol for this atom.
- (b) Now remove one electron to make an ion and give the symbol for the ion you have created.

16. Determine the number of protons, neutrons, and electrons in the following isotopes that are used in medical diagnoses:

- (a) atomic number 9, mass number 18, charge of 1⁻
- (b) atomic number 43, mass number 99, charge of 7⁺
- (c) atomic number 53, atomic mass number 131, charge of 1⁻
- (d) atomic number 81, atomic mass number 201, charge of 1⁺
- (e) Name the elements in parts (a), (b), (c), and (d).

17. The following are properties of isotopes of two elements that are essential in our diet. Determine the number of protons, neutrons and electrons in each and name them.

- (a) atomic number 26, mass number 58, charge of 2⁺
- (b) atomic number 53, mass number 127, charge of 1⁻

18. Give the number of protons, electrons, and neutrons in neutral atoms of each of the following isotopes:

- (a) $^{10}_5\text{B}$
- (b) $^{199}_{80}\text{Hg}$
- (c) $^{63}_{29}\text{Cu}$
- (d) $^{13}_6\text{C}$
- (e) $^{77}_{34}\text{Se}$

19. Give the number of protons, electrons, and neutrons in neutral atoms of each of the following isotopes:

- (a) ^7_3Li
- (b) $^{125}_{52}\text{Te}$
- (c) $^{109}_{47}\text{Ag}$
- (d) $^{15}_7\text{N}$
- (e) $^{31}_{15}\text{P}$

20. Click on the [site \(http://openstaxcollege.org//16PhetAtomMass\)](http://openstaxcollege.org//16PhetAtomMass) and select the “Mix Isotopes” tab, hide the “Percent Composition” and “Average Atomic Mass” boxes, and then select the element boron.

- (a) Write the symbols of the isotopes of boron that are shown as naturally occurring in significant amounts.
- (b) Predict the relative amounts (percentages) of these boron isotopes found in nature. Explain the reasoning behind your choice.
- (c) Add isotopes to the black box to make a mixture that matches your prediction in (b). You may drag isotopes from their bins or click on “More” and then move the sliders to the appropriate amounts.
- (d) Reveal the “Percent Composition” and “Average Atomic Mass” boxes. How well does your mixture match with your prediction? If necessary, adjust the isotope amounts to match your prediction.
- (e) Select “Nature’s” mix of isotopes and compare it to your prediction. How well does your prediction compare with the naturally occurring mixture? Explain. If necessary, adjust your amounts to make them match “Nature’s” amounts as closely as possible.

21. Repeat **Exercise 2.20** using an element that has three naturally occurring isotopes.

22. An element has the following natural abundances and isotopic masses: 90.92% abundance with 19.99 amu, 0.26% abundance with 20.99 amu, and 8.82% abundance with 21.99 amu. Calculate the average atomic mass of this element.
23. Average atomic masses listed by IUPAC are based on a study of experimental results. Bromine has two isotopes ^{79}Br and ^{81}Br , whose masses (78.9183 and 80.9163 amu) and abundances (50.69% and 49.31%) were determined in earlier experiments. Calculate the average atomic mass of bromine based on these experiments.
24. Variations in average atomic mass may be observed for elements obtained from different sources. Lithium provides an example of this. The isotopic composition of lithium from naturally occurring minerals is 7.5% ^6Li and 92.5% ^7Li , which have masses of 6.01512 amu and 7.01600 amu, respectively. A commercial source of lithium, recycled from a military source, was 3.75% ^6Li (and the rest ^7Li). Calculate the average atomic mass values for each of these two sources.
25. The average atomic masses of some elements may vary, depending upon the sources of their ores. Naturally occurring boron consists of two isotopes with accurately known masses (^{10}B , 10.0129 amu and ^{11}B , 11.0931 amu). The actual atomic mass of boron can vary from 10.807 to 10.819, depending on whether the mineral source is from Turkey or the United States. Calculate the percent abundances leading to the two values of the average atomic masses of boron from these two countries.
26. The ^{18}O : ^{16}O abundance ratio in some meteorites is greater than that used to calculate the average atomic mass of oxygen on earth. Is the average mass of an oxygen atom in these meteorites greater than, less than, or equal to that of a terrestrial oxygen atom?

2.4 Chemical Formulas

27. Explain why the symbol for an atom of the element oxygen and the formula for a molecule of oxygen differ.
28. Explain why the symbol for the element sulfur and the formula for a molecule of sulfur differ.
29. Write the molecular and empirical formulas of the following compounds:

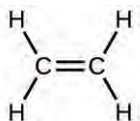
(a)



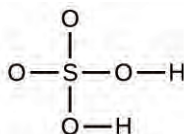
(b)



(c)

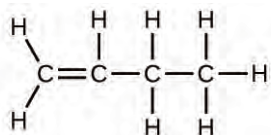


(d)

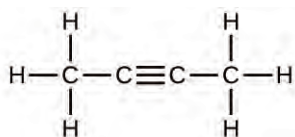


30. Write the molecular and empirical formulas of the following compounds:

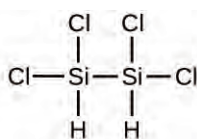
(a)



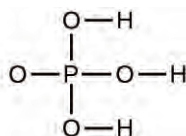
(b)



(c)



(d)



31. Determine the empirical formulas for the following compounds:

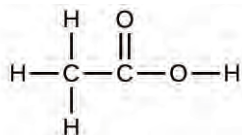
(a) caffeine, $C_8H_{10}N_4O_2$ (b) fructose, $C_{12}H_{22}O_{11}$ (c) hydrogen peroxide, H_2O_2 (d) glucose, $C_6H_{12}O_6$ (e) ascorbic acid (vitamin C), $C_6H_8O_6$

32. Determine the empirical formulas for the following compounds:

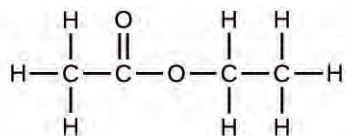
(a) acetic acid, $C_2H_4O_2$ (b) citric acid, $C_6H_8O_7$ (c) hydrazine, N_2H_4 (d) nicotine, $C_{10}H_{14}N_2$ (e) butane, C_4H_{10}

33. Write the empirical formulas for the following compounds:

(a)



(b)



34. Open the **Build a Molecule simulation** (<http://openstaxcollege.org//16molbuilding>) and select the “Larger Molecules” tab. Select an appropriate atoms “Kit” to build a molecule with two carbon and six hydrogen atoms. Drag atoms into the space above the “Kit” to make a molecule. A name will appear when you have made an actual molecule that exists (even if it is not the one you want). You can use the scissors tool to separate atoms if you would like to change the connections. Click on “3D” to see the molecule, and look at both the space-filling and ball-and-stick possibilities.

(a) Draw the structural formula of this molecule and state its name.

(b) Can you arrange these atoms in any way to make a different compound?

35. Use the **Build a Molecule simulation** (<http://openstaxcollege.org//16molbuilding>) to repeat **Exercise 2.34**, but build a molecule with two carbons, six hydrogens, and one oxygen.

(a) Draw the structural formula of this molecule and state its name.

(b) Can you arrange these atoms to make a different molecule? If so, draw its structural formula and state its name.

(c) How are the molecules drawn in (a) and (b) the same? How do they differ? What are they called (the type of relationship between these molecules, not their names).

36. Use the **Build a Molecule simulation** (<http://openstaxcollege.org//16molbuilding>) to repeat **Exercise 2.34**, but build a molecule with three carbons, seven hydrogens, and one chlorine.

(a) Draw the structural formula of this molecule and state its name.

(b) Can you arrange these atoms to make a different molecule? If so, draw its structural formula and state its name.

(c) How are the molecules drawn in (a) and (b) the same? How do they differ? What are they called (the type of relationship between these molecules, not their names)?

2.5 The Periodic Table

37. Using the periodic table, classify each of the following elements as a metal or a nonmetal, and then further classify each as a main-group (representative) element, transition metal, or inner transition metal:

(a) uranium

(b) bromine

(c) strontium

(d) neon

(e) gold

(f) americium

(g) rhodium

(h) sulfur

(i) carbon

(j) potassium

38. Using the periodic table, classify each of the following elements as a metal or a nonmetal, and then further classify each as a main-group (representative) element, transition metal, or inner transition metal:

(a) cobalt

- (b) europium
- (c) iodine
- (d) indium
- (e) lithium
- (f) oxygen
- (h) cadmium
- (i) terbium
- (j) rhenium

39. Using the periodic table, identify the lightest member of each of the following groups:

- (a) noble gases
- (b) alkaline earth metals
- (c) alkali metals
- (d) chalcogens

40. Using the periodic table, identify the heaviest member of each of the following groups:

- (a) alkali metals
- (b) chalcogens
- (c) noble gases
- (d) alkaline earth metals

41. Use the periodic table to give the name and symbol for each of the following elements:

- (a) the noble gas in the same period as germanium
- (b) the alkaline earth metal in the same period as selenium
- (c) the halogen in the same period as lithium
- (d) the chalcogen in the same period as cadmium

42. Use the periodic table to give the name and symbol for each of the following elements:

- (a) the halogen in the same period as the alkali metal with 11 protons
- (b) the alkaline earth metal in the same period with the neutral noble gas with 18 electrons
- (c) the noble gas in the same row as an isotope with 30 neutrons and 25 protons
- (d) the noble gas in the same period as gold

43. Write a symbol for each of the following neutral isotopes. Include the atomic number and mass number for each.

- (a) the alkali metal with 11 protons and a mass number of 23
- (b) the noble gas element with 75 neutrons in its nucleus and 54 electrons in the neutral atom
- (c) the isotope with 33 protons and 40 neutrons in its nucleus
- (d) the alkaline earth metal with 88 electrons and 138 neutrons

44. Write a symbol for each of the following neutral isotopes. Include the atomic number and mass number for each.

- (a) the chalcogen with a mass number of 125
- (b) the halogen whose longest-lived isotope is radioactive

(c) the noble gas, used in lighting, with 10 electrons and 10 neutrons

(d) the lightest alkali metal with three neutrons

2.6 Molecular and Ionic Compounds

45. Using the periodic table, predict whether the following chlorides are ionic or covalent: KCl, NCl₃, ICl, MgCl₂, PCl₅, and CCl₄.

46. Using the periodic table, predict whether the following chlorides are ionic or covalent: SiCl₄, PCl₃, CaCl₂, CsCl, CuCl₂, and CrCl₃.

47. For each of the following compounds, state whether it is ionic or covalent. If it is ionic, write the symbols for the ions involved:

(a) NF₃

(b) BaO,

(c) (NH₄)₂CO₃

(d) Sr(H₂PO₄)₂

(e) IBr

(f) Na₂O

48. For each of the following compounds, state whether it is ionic or covalent, and if it is ionic, write the symbols for the ions involved:

(a) KClO₄

(b) MgC₂H₃O₂

(c) H₂S

(d) Ag₂S

(e) N₂Cl₄

(f) Co(NO₃)₂

49. For each of the following pairs of ions, write the symbol for the formula of the compound they will form:

(a) Ca²⁺, S²⁻

(b) NH₄⁺, SO₄²⁻

(c) Al³⁺, Br⁻

(d) Na⁺, HPO₄²⁻

(e) Mg²⁺, PO₄³⁻

50. For each of the following pairs of ions, write the symbol for the formula of the compound they will form:

(a) K⁺, O²⁻

(b) NH₄⁺, PO₄³⁻

(c) Al³⁺, O²⁻

(d) Na⁺, CO₃²⁻

(e) Ba²⁺, PO₄³⁻

2.7 Chemical Nomenclature

51. Name the following compounds:

(a) CsCl

(b) BaO

(c) K₂S

(d) BeCl₂

(e) HBr

(f) AlF₃

52. Name the following compounds:

(a) NaF

(b) Rb₂O

(c) BCl₃

(d) H₂Se

(e) P₄O₆

(f) ICl₃

53. Write the formulas of the following compounds:

(a) rubidium bromide

(b) magnesium selenide

(c) sodium oxide

(d) calcium chloride

(e) hydrogen fluoride

(f) gallium phosphide

(g) aluminum bromide

(h) ammonium sulfate

54. Write the formulas of the following compounds:

(a) lithium carbonate

(b) sodium perchlorate

(c) barium hydroxide

(d) ammonium carbonate

(e) sulfuric acid

(f) calcium acetate

(g) magnesium phosphate

(h) sodium sulfite

55. Write the formulas of the following compounds:

(a) chlorine dioxide

(b) dinitrogen tetroxide

(c) potassium phosphide

(d) silver(I) sulfide

(e) aluminum nitride

(f) silicon dioxide

56. Write the formulas of the following compounds:

- (a) barium chloride
- (b) magnesium nitride
- (c) sulfur dioxide
- (d) nitrogen trichloride
- (e) dinitrogen trioxide
- (f) tin(IV) chloride

57. Each of the following compounds contains a metal that can exhibit more than one ionic charge. Name these compounds:

- (a) Cr_2O_3
- (b) FeCl_2
- (c) CrO_3
- (d) TiCl_4
- (e) CoO
- (f) MoS_2

58. Each of the following compounds contains a metal that can exhibit more than one ionic charge. Name these compounds:

- (a) NiCO_3
- (b) MoO_3
- (c) $\text{Co}(\text{NO}_3)_2$
- (d) V_2O_5
- (e) MnO_2
- (f) Fe_2O_3

59. The following ionic compounds are found in common household products. Write the formulas for each compound:

- (a) potassium phosphate
- (b) copper(II) sulfate
- (c) calcium chloride
- (d) titanium dioxide
- (e) ammonium nitrate
- (f) sodium bisulfate (the common name for sodium hydrogen sulfate)

60. The following ionic compounds are found in common household products. Name each of the compounds:

- (a) $\text{Ca}(\text{H}_2\text{PO}_4)_2$
- (b) FeSO_4
- (c) CaCO_3
- (d) MgO
- (e) NaNO_2
- (f) KI

61. What are the IUPAC names of the following compounds?

- (a) manganese dioxide
- (b) mercurous chloride (Hg_2Cl_2)
- (c) ferric nitrate [$\text{Fe}(\text{NO}_3)_3$]
- (d) titanium tetrachloride
- (e) cupric bromide (CuBr_2)